



Presents...

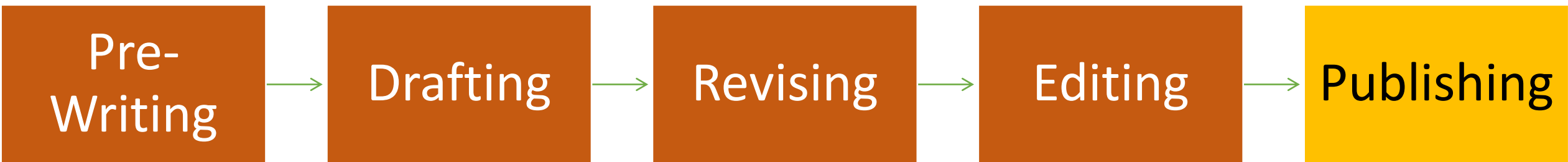


# Submitting Papers to Academic Conferences (and Publishers)

Spring 2022 Professional  
Development Workshop

Presented by TAMIU ARC Writing  
Consultant, Franco Zamora

# The Familiar Writing Process



Question: Why does publishing almost always go overlooked in the process?

# Another thought...

---

What prevents people from publishing?



Before anything else, **think** like the published professionals.

---

What does an audience of professionals in your field know about the subject?

---

What does an audience of academics outside your field know about the subject?

---

What does an audience of average readers know about the subject?


---

Who *needs* to know about the subject?

---

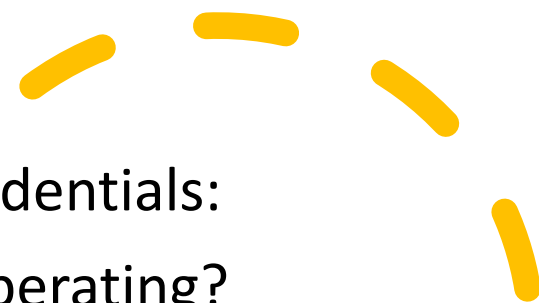
Look for people who would want to read it.

# Conferences are looking for:

- A topic that is fresh, “controversial,” or fills a niche
  - A proposal that is well-written, not just grammatically but also logically
  - Meets their own internal theme or guidelines
  - Something concise and digestible
  - Something that can be invited to be published post-conference
- 



Sort of like a  
job  
interview...

- 
- Review the conference's credentials:
  - How long have they been operating?
  - Who has previously attended (especially if you can talk to people who have gone)
  - What kinds of speakers and panels have they hosted, and is there a theme?
  - What are their application requirements?
  - Is their contact information up to date?
  - Is your contact information up to date?

# How is a conference paper different?

- Typically shorter (somewhere between 3 and 5 pages, but I've seen ones as long as 10) (the conference itself may set a limit, more to do with time than with word count)
- Tends to be built on proposals submitted to the conference (I've seen people just present proposals if their paper or research has not been completed by the day of presentation)
- Addresses key points of your topic, some background info, and mainly results
- Kind of like a thesis or dissertation defense (with less pressure, presumably)
- **Should *expect* audience questions and feedback.**

# Typical conference questions:



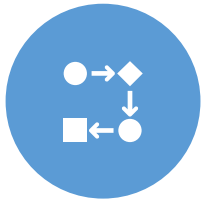
Why did you use this particular theoretical approach?



Explain [aspect of your research or key term] in more detail.



What historical or background research in the field led to the development of your work?



What similar projects to yours are you familiar with, and how is your application different?



How would other academics as well as people in the field be able to apply your work practically?



What limitations did you encounter, or things you might have done differently?



What implications does your completed research have for the field at large, for related fields, or future research?



What will *you* do with this research in the future?



# Public Speaking in General: “Do”s

- Practice! Practice by yourself and with a small audience!
- Make eye contact with the judges and audience.
- Dress professionally, but stay comfortable.
- Speak in a clear, loud tone (use technology to your advantage)



# 1. Prep Beforehand

- **Make cue cards** – Even if you don't use them.
- **Have a Roadmap** – Decide on your order ahead of time.
  - Write it in a familiar form – Most conference-style presentations are styled like a “research paper” version of your full text. Try bullet points, lists, images, etc.
- **Have a visual aid** – Detailed slides or a simple backdrop with the title of your manuscript and your name. Gives the audience something to stare at that isn't you!

## 2. Set-Up and StartUp



Arrive Early –Triple check the time and place.



Take and print all your materials ahead of time, especially a copy of your paper and notecards for yourself.



Take a bottle of water **with a cap**.



Thank the audience and judges for being there **first before starting**.



Introduce yourself and the title of your work.



# Publishing: What to focus on, writing-wise.

Title – Catchy, precise, topical,  
shorter (if possible)

Abstract – Meets the word  
count, summarize problem,  
methods, results, and  
conclusion in about 1 sentence  
each. Don't include references  
or background info.

Keywords list – Often  
forgotten. Main topics, attract  
readers, just the important  
ones, *specific*

Proofreading/Editing –  
Grammar, sentence structure,  
punctuation.

The Body (Background  
information on the topic,  
Methods, Results, Discussion)

References – Consistent, in-line  
with the publisher's selected  
style

Language and tone –  
Academic, formal, free of  
colloquialisms, active voice  
(usually), proper tense

Figures, Tables, and  
Illustrations – Correct  
formatting, submitted to the  
publisher correctly, accurately  
reproduced, visible

# Submitting Work to Publishers:

---

- Check that the journal is even receiving submissions (and where and when to submit)
- Check the journal's credentials (how long have they been publishing, what are their recent issues about, are their articles of a similar quality and topic as your own)
- Read and re-read all the submission instructions
- Make your cover letter concise and *specific*. Why do you want to publish with this journal?
- Don't repeat the Abstract in the cover letter—keep them separate

# When speaking with publishers...



Ask questions about a timeline (and set one for yourself). Unlike other projects, which have hard deadlines, the time to publish for journals depends on the individual journal. All of them are different.




Be open to and direct when it comes to feedback (and expect to make some revisions)



Be persistent and patient. It's not unheard of to need to resubmit multiple times...



Know that you *can* challenge reviewers' feedback (if you have justification) as long as you do it politely. Pick your battles.



A journal finder  
can help you find  
a journal. (Duh.)

One example:

<https://journalfinder.elsevier.com/>

# TAMIU ARC

## Advancing Research and Curriculum

Follow our social media: [txamiu.arc](http://txamiu.arc)



Thanks for joining us!  
Upcoming ARC Events:

Free and open to everyone:

- ❖ Graduate School Presents...Writing CVs! April 21<sup>st</sup>, Noon, virtual
- ❖ Poster Formatting for Conferences – April 27<sup>th</sup>
- ❖ Wellness Retreat – April 28<sup>th</sup>, virtual

Office: Pellegrino 203

Email: [writingconsultant@tamiu.edu](mailto:writingconsultant@tamiu.edu)

Phone: (956) 326-3233

Website: <https://www.tamiu.edu/cees/arc/index.shtml>





## References:

---

- [https://www.elsevier.com/\\_data/assets/pdf\\_file/0008/185687/Understanding-the-Publishing-Process\\_May2017\\_web-1.pdf](https://www.elsevier.com/_data/assets/pdf_file/0008/185687/Understanding-the-Publishing-Process_May2017_web-1.pdf)
- <https://scientific-publishing.webshop.elsevier.com/publication-recognition/how-submit-paper-conference/>
- <https://www.theguardian.com/education/2015/jan/03/how-to-get-published-in-an-academic-journal-top-tips-from-editors>
- <https://www.springer.com/gp/authors-editors/authorandreviewertutorials/writing-a-journal-manuscript/title-abstract-and-keywords/10285522>

