

**Measure:** 4-Year Non-First Time Entering (Transfer) Graduation Rate

**Definition:** The percentage of full-time non-first time entering students by cohort year who pursued bachelor's degrees and who graduated from Texas A&M International within 4 years

**Source:** EmpowerU and TAMIU Institutional Research Office

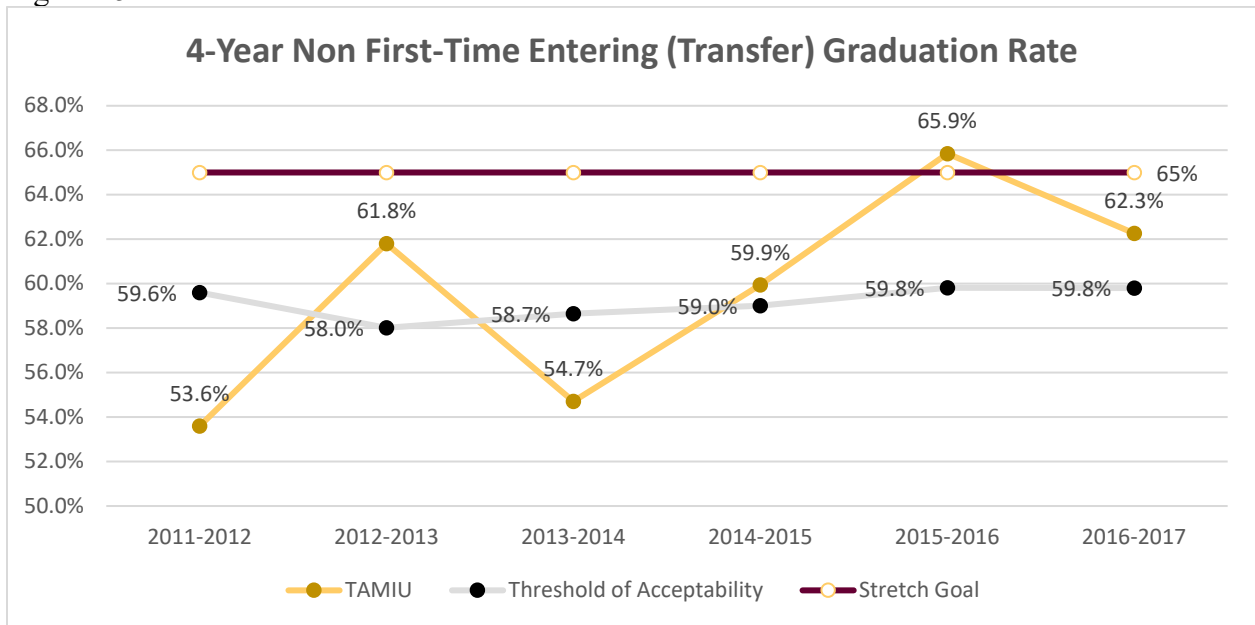
**Threshold of Acceptability:** Average rate for the eight similar A&M System regional universities

**Goal:** Stretch Goal set by Institution and reported by A&M System

**Current Status:** Above the threshold but below the goal

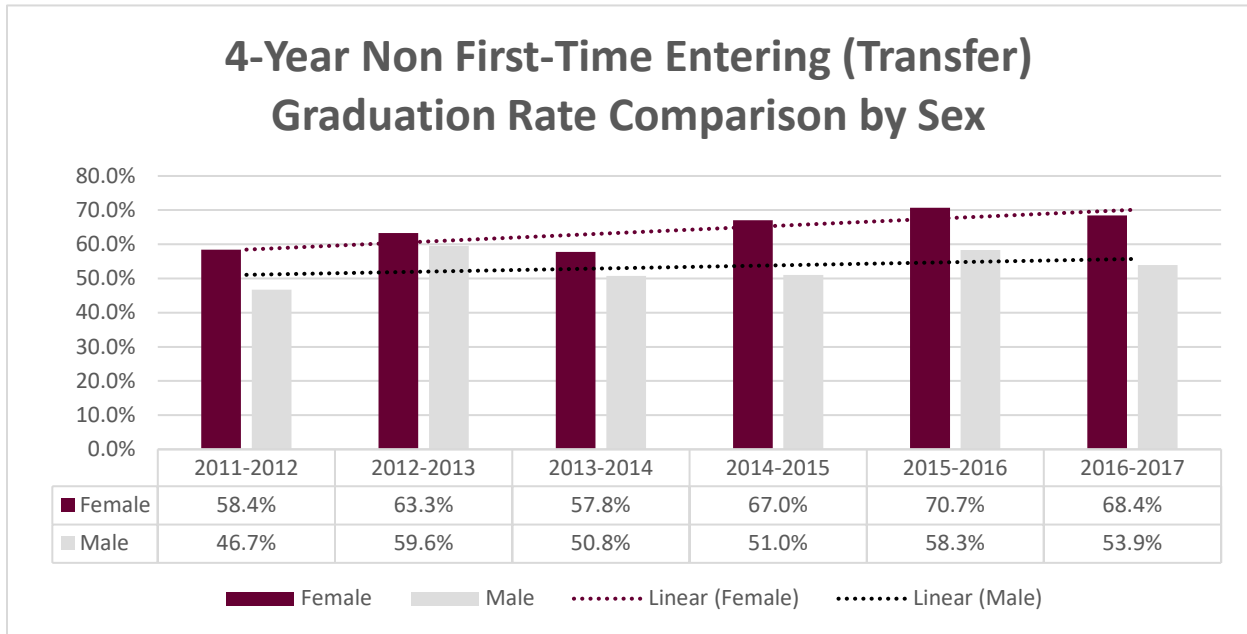
The 4-year graduation rate (Figure 15) for transfer students increased for the 2012 cohort, nearly meeting the goal of 65% before falling below the threshold of acceptability to 54.7% for the 2013 cohort. However, since then this graduation rate has steadily increased until the 2015 cohort surpassed the goal. The most recent cohort did fall below the 65% goal, but this may be due to the Covid-19 pandemic and it is still above the threshold.

Figure 15



Female transfer students exhibit a higher 4-year graduation rate than male students (Figure 16), similar to the university’s 4-year graduation rate for first-time, full-time students.

Figure 16



Our ethnicity disaggregated data (Figure 17 & 18) does match the overall numbers for graduation rates. The dips and the rises mimic that of the overall data with a dip for the 2013 and 2016 cohorts. Hispanic students have consistently accounted for 85% of our transfer student cohort population. While the White student percentage has ranged between 3.87%-7.09%, with the most recent cohort having only 4.4%. Having numbers this low for both White and Other ethnicities suggests that the institution use caution in evaluating data that may not accurately determine success.

Figure 17

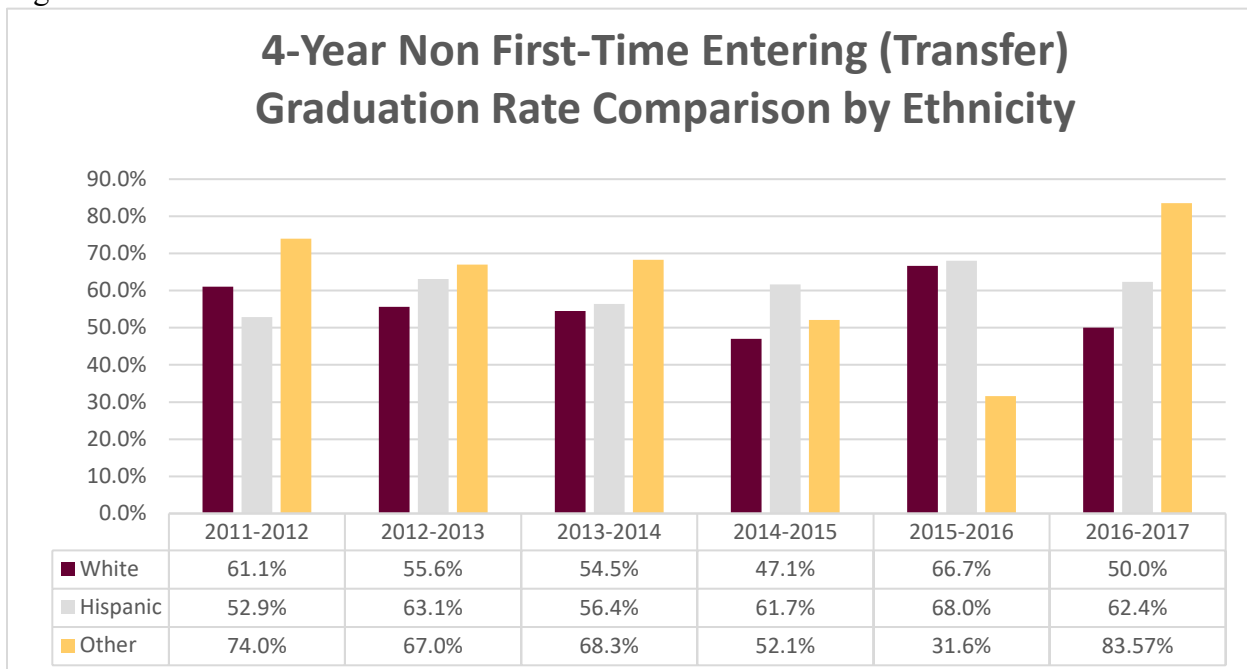


Figure 18

