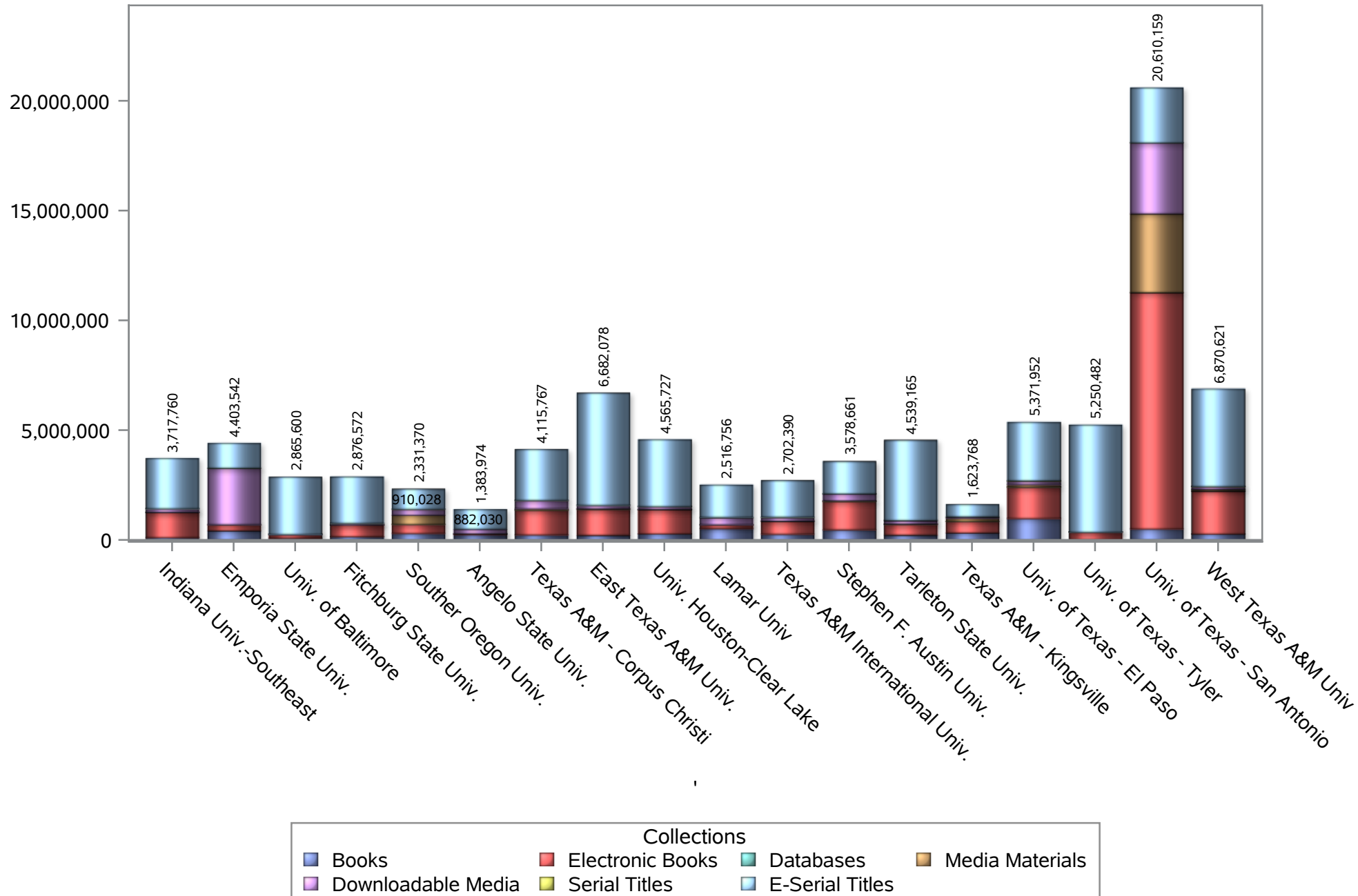


**IPEDS Academic Libraries
Peer Institutions
July 2025**

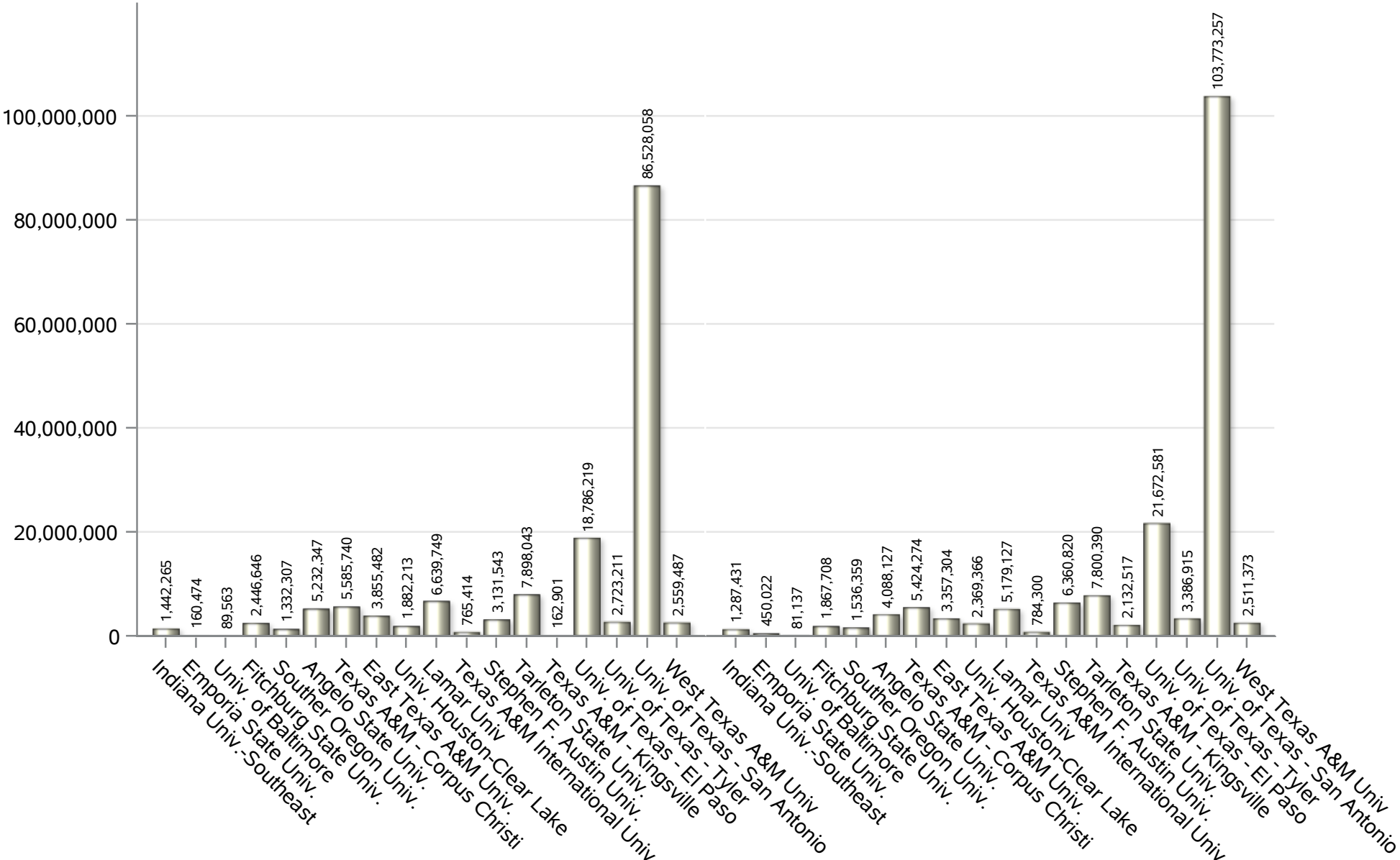
IPEDS Library Collections -- Fall 2023



**IPEDS Libraries - Collections
Peer Universities**

	Year													
	2022							2023						
	Books	Electronic Books	Databases	Media Materials	Downloadable Media Material	Serial Titles	E-Serial Titles	Books	Electronic Books	Databases	Media Materials	Downloadable Media Material	Serial Titles	E-Serial Titles
Indiana Univ.-Southeast	125,729	1,092,621	460	3,188	117,533	1,232	157,870	126,278	1,143,433	460	3,214	177,608	1,231	174,272
Emporia State Univ.	314,383	272,019	142	20,109	2,835,612	12,801	77,483	433,192	273,923	195	20,105	2,543,501	12,801	74,655
Univ. of Baltimore	85,931	180,456	244	7,425	211	0	138,736	82,016	187,374	308	7,600	220	0	184,863
Fitchburg State Univ.	174,224	549,671	191	926	84,529	1,379	134,046	171,401	526,706	209	970	69,407	1,355	150,466
Souther Oregon Univ.	360,430	489,244	92	413,825	253,316	1,667	110,558	323,569	408,106	89	414,165	266,217	9,196	65,002
Angelo State Univ.	252,225	53,433	326	9,686	187,722	0	55,816	251,971	46,753	331	10,564	192,325	0	58,802
Texas A&M - Corpus Christi	267,467	903,240	332	77,549	334,297	10,617	122,069	244,528	1,124,530	338	74,406	364,822	10,733	153,094
East Texas A&M Univ.	243,555	1,126,544	336	26,619	158,283	3,421	282,263	224,087	1,186,014	311	26,588	172,238	2,915	337,995
Univ. Houston-Clear Lake	296,534	879,592	223	30,454	128,469	5,183	162,648	297,296	1,086,964	348	13,042	137,919	5,178	216,070
Lamar Univ	529,664	81,288	162	16,636	231,227	9,345	56,543	527,998	176,058	227	16,711	313,565	9,077	98,208
Texas A&M International Univ.	285,712	782,871	249	5,952	159,675	8,312	121,407	281,690	591,409	252	5,625	162,389	8,465	127,120
Stephen F. Austin Univ.	481,141	431,833	205	19,182	177,140	5,841	59,484	479,020	1,295,011	275	19,167	315,572	5,841	97,585
Tarleton State Univ.	187,077	287,625	386	21,530	199,967	4,556	269,514	235,037	494,404	320	21,617	162,262	4,615	241,394
Texas A&M - Kingsville	364,519	481,372	153	154,187	51,021	3,687	47,201	346,374	511,352	156	155,349	50,906	4,181	37,030
Univ. of Texas - El Paso	999,275	1,287,887	412	127,345	130,953	24,896	157,882	1,001,231	1,417,953	493	116,461	158,277	25,882	176,777
Univ. of Texas - Tyler	19,936	400,987	313	977	4,148	265	300,053	20,921	348,347	332	928	1,718	202	348,431
Univ. of Texas - San Antonio	551,244	7,485,070	589	3,583,676	2,934,688	12,019	120,158	523,094	10762485	615	3,582,910	3,237,677	11,113	166,151
West Texas A&M Univ	304,482	1,688,452	209	79,224	130,857	14,831	222,750	299,326	1,945,627	192	78,104	128,980	14,832	314,540

IPEDS Library Circulation



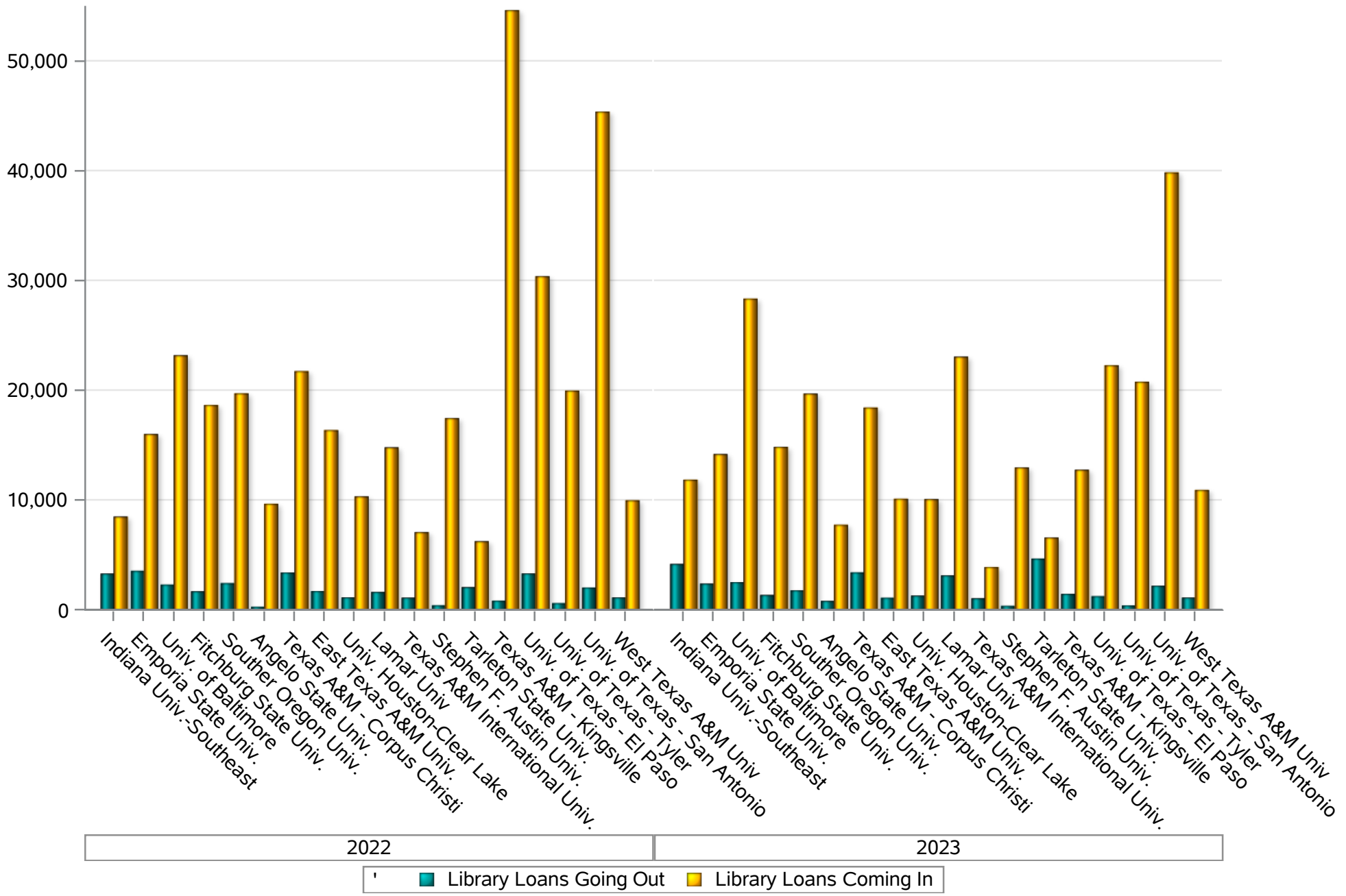
2022
2023

■ Total Physical Circulations
 ■ Total Electronic Circulations

**IPEDS Libraries - Circulation
Peer Universities**

	Year					
	2022			2023		
	Total Physical Circulation	Total Electronic Circulation	Total Circulation	Total Physical Circulation	Total Electronic Circulation	Total Circulation
Indiana Univ.-Southeast	12,573	129,972	142,545	12,553	115,898	128,451
Emporia State Univ.	5,319	11,935	17,254	4,694	34,256	38,950
Univ. of Baltimore	1,855	7,309	9,164	3,869	6,439	10,308
Fitchburg State Univ.	2,516	188,010	190,526	2,440	155,439	157,879
Souther Oregon Univ.	5,611	110,558	116,169	5,387	127,581	132,968
Angelo State Univ.	2,499	402,296	404,795	2,110	314,309	316,419
Texas A&M - Corpus Christi	3,800	429,380	433,180	4,561	416,901	421,462
East Texas A&M Univ.	3,608	296,298	299,906	3,031	258,021	261,052
Univ. Houston-Clear Lake	5,773	156,370	162,143	7,094	196,856	203,950
Lamar Univ	1,806	510,611	512,417	2,462	398,205	400,667
Texas A&M International Univ.	3,092	69,302	72,394	2,167	71,103	73,270
Stephen F. Austin Univ.	11,062	240,037	251,099	14,155	488,205	502,360
Tarleton State Univ.	11,047	606,692	617,739	8,710	599,360	608,070
Texas A&M - Kingsville	1,922	12,383	14,305	1,713	163,908	165,621
Univ. of Texas - El Paso	66,882	1,439,949	1,506,831	62,733	1,662,296	1,725,029
Univ. of Texas - Tyler	1,646	247,415	249,061	1,031	282,157	283,188
Univ. of Texas - San Antonio	11,212	6,655,142	6,666,354	14,446	7,981,447	7,995,893
West Texas A&M Univ	2,875	213,051	215,926	2,785	209,049	211,834

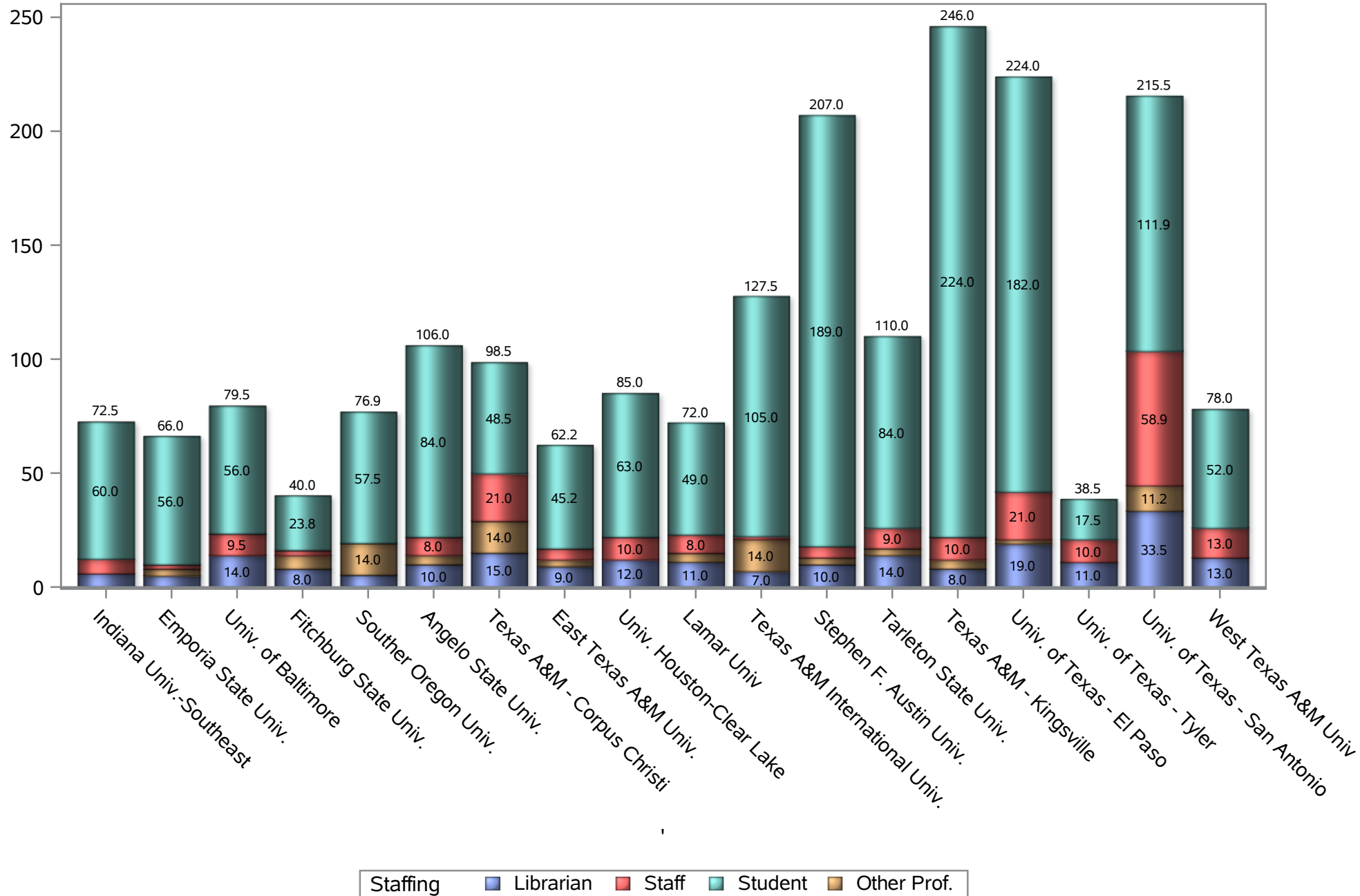
IPEDS Interlibrary Loans



**IPEDS Libraries - Interlibrary Loan
Peer Universities**

	Year			
	2022		2023	
	Interlibrary Loans - TO Other Libraries	Interlibrary Loans - FROM Other Libraries	Interlibrary Loans - TO Other Libraries	Interlibrary Loans - FROM Other Libraries
Indiana Univ.-Southeast	3,250	938	4,130	1,316
Emporia State Univ.	3,539	1,452	2,381	1,284
Univ. of Baltimore	2,264	2,316	2,478	2,832
Fitchburg State Univ.	1,661	1,694	1,323	1,479
Souther Oregon Univ.	2,426	1,968	1,759	1,965
Angelo State Univ.	259	873	788	701
Texas A&M - Corpus Christi	3,358	1,973	3,374	1,674
East Texas A&M Univ.	1,680	1,486	1,068	918
Univ. Houston-Clear Lake	1,105	1,030	1,251	1,006
Lamar Univ	1,589	1,341	3,102	2,091
Texas A&M International Univ.	1,086	780	1,018	427
Stephen F. Austin Univ.	417	1,584	353	1,177
Tarleton State Univ.	2,054	564	4,646	595
Texas A&M - Kingsville	809	4,964	1,432	1,154
Univ. of Texas - El Paso	3,255	2,761	1,232	2,021
Univ. of Texas - Tyler	593	2,213	404	2,071
Univ. of Texas - San Antonio	2,007	4,121	2,150	3,622
West Texas A&M Univ	1,101	993	1,091	1,089

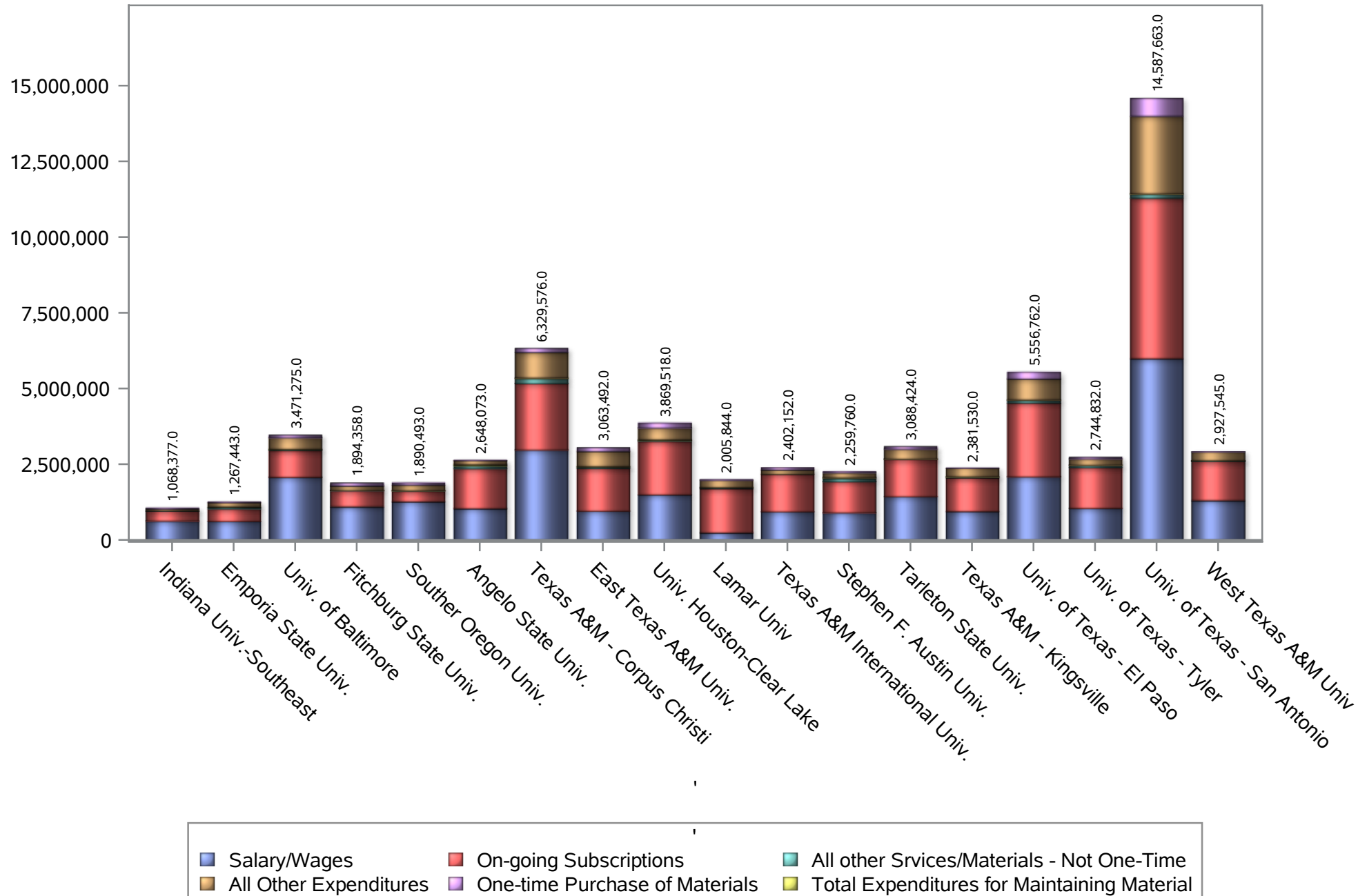
IPEDS Library Staffing -- Fall 2023



**IPEDS Libraries - Staffing
Peer Universities**

	Year									
	2022					2023				
	Total Library FTE	Librarian FTE	Other Prof FTE	Other FTE	Student FTE	Total Library FTE	Librarian FTE	Other Prof FTE	Other FTE	Student FTE
Indiana Univ.-Southeast	24.5	6.0	0.0	6.5	12.0	22.5	6.0	0.0	6.5	10.0
Emporia State Univ.	18.0	7.0	2.0	2.0	7.0	18.0	5.0	3.0	2.0	8.0
Univ. of Baltimore	34.8	19.0	0.0	8.5	7.3	31.5	14.0	0.0	9.5	8.0
Fitchburg State Univ.	19.2	8.0	6.0	2.0	3.2	20.2	8.0	6.0	2.2	4.0
Souther Oregon Univ.	24.3	4.3	11.0	0.0	9.0	27.6	5.3	14.0	0.0	8.2
Angelo State Univ.	35.0	10.0	4.0	9.0	12.0	34.0	10.0	4.0	8.0	12.0
Texas A&M - Corpus Christi	56.2	15.0	13.0	22.5	5.7	56.9	15.0	14.0	21.0	6.9
East Texas A&M Univ.	22.5	10.5	3.0	4.0	5.0	23.5	9.0	3.0	5.0	6.5
Univ. Houston-Clear Lake	32.0	12.0	0.0	13.0	7.0	31.0	12.0	0.0	10.0	9.0
Lamar Univ	34.0	9.0	4.0	10.0	11.0	30.0	11.0	4.0	8.0	7.0
Texas A&M International Univ.	43.5	7.0	14.0	1.5	21.0	43.5	7.0	14.0	1.5	21.0
Stephen F. Austin Univ.	62.0	13.0	4.0	9.0	36.0	45.0	10.0	3.0	5.0	27.0
Tarleton State Univ.	38.0	14.0	3.0	9.0	12.0	38.0	14.0	3.0	9.0	12.0
Texas A&M - Kingsville	51.0	8.0	2.0	10.0	31.0	54.0	8.0	4.0	10.0	32.0
Univ. of Texas - El Paso	70.0	20.0	2.0	25.0	23.0	68.0	19.0	2.0	21.0	26.0
Univ. of Texas - Tyler	26.0	11.0	0.0	11.0	4.0	23.5	11.0	0.0	10.0	2.5
Univ. of Texas - San Antonio	121	36.6	10.6	58.9	14.9	120	33.5	11.2	58.9	16.0
West Texas A&M Univ	33.6	13.0	0.0	14.0	6.6	33.4	13.0	0.0	13.0	7.4

IPEDS Library Resources -- Fall 2023



**IPEDS Libraries - Resources
Peer Universities**

	Year										
	2023										
	Total Library Salaries Wages from Library Budget	Total Fringe B enef.	Expend. of One-time Purchases of Materials	Expend. for subscriptions	Other Material Expend.	Other One-Time Expend	Total Preservation Expand.	Other Maint Expend.	Total Operational Expend.	Total Expendature	Total Expenditures - Not Including Fringe Benef.
Indiana Univ.-Southeast	640,075	254,819	31,770	333,258	5,082	370,110	0	58,192	58,192	1,323,196	1,068,377
Emporia State Univ.	623,904	211,422	26,405	422,958	46,732	496,095	4,597	142,847	147,444	1,478,865	1,267,443
Univ. of Baltimore	2,083,901	760,394	86,265	875,159	24,514	985,938	15,012	386,424	401,436	4,231,669	3,471,275
Fitchburg State Univ.	1,099,726	0	95,663	535,149	5,800	636,612	0	158,020	158,020	1,894,358	1,894,358
Souther Oregon Univ.	1,273,921	725,304	68,758	355,924	5,785	430,467	6,198	179,907	186,105	2,615,797	1,890,493
Angelo State Univ.	1,044,753	213,129	11,785	1,318,780	87,871	1,418,436	50,005	134,879	184,884	2,861,202	2,648,073
Texas A&M - Corpus Christi	2,977,247	710,539	132,098	2,194,707	171,392	2,498,197	19,807	834,325	854,132	7,040,115	6,329,576
East Texas A&M Univ.	972,213	326,927	124,485	1,404,713	52,062	1,581,260	13,970	496,049	510,019	3,390,419	3,063,492
Univ. Houston-Clear Lake	1,498,520	400,383	165,633	1,768,543	24,007	1,958,183	24,000	388,815	412,815	4,269,901	3,869,518
Lamar Univ	257,577	303,712	20,990	1,453,294	25,449	1,499,733	3,874	244,660	248,534	2,309,556	2,005,844
Texas A&M International Univ.	945,008	0	76,514	1,230,709	0	1,307,223	0	149,921	149,921	2,402,152	2,402,152
Stephen F. Austin Univ.	905,591	257,784	38,651	1,027,224	104,057	1,169,932	35,353	148,884	184,237	2,517,544	2,259,760
Tarleton State Univ.	1,438,055	0	84,839	1,232,320	5,118	1,322,277	3,250	324,842	328,092	3,088,424	3,088,424
Texas A&M - Kingsville	952,143	361,573	7,994	1,109,583	34,961	1,152,538	8,619	268,230	276,849	2,743,103	2,381,530
Univ. of Texas - El Paso	2,106,118	861,838	229,592	2,425,037	93,277	2,747,906	12,012	690,726	702,738	6,418,600	5,556,762
Univ. of Texas - Tyler	1,062,185	388,538	59,180	1,338,510	74,058	1,471,748	1,641	209,258	210,899	3,133,370	2,744,832
Univ. of Texas - San Antonio	5,995,419	1,657,532	588,557	5,295,124	136,332	6,020,013	27,058	2,545,173	2,572,231	16245195	14587663
West Texas A&M Univ	1,305,531	515,431	8,490	1,301,492	26,972	1,336,954	4,784	280,276	285,060	3,442,976	2,927,545