

Measure: 4-Year Graduation Rate

Definition: The percentage of first-time, full-time students seeking bachelor's degrees who graduated from TAMIU within 4 years.

Source: EmpowerU and TAMIU Institutional Research Office

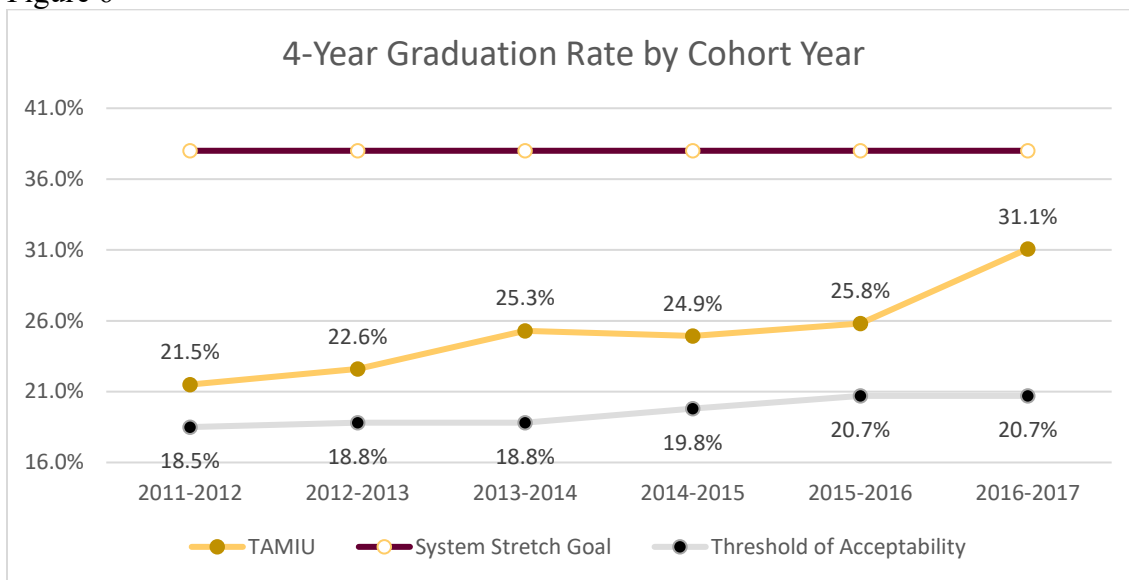
Threshold of Acceptability: The prior five years' average rate for the eight similar A&M System regional universities

Goal: Stretch Goal set by Institution and reported by A&M System

Current Status: Above threshold of acceptability but below goal

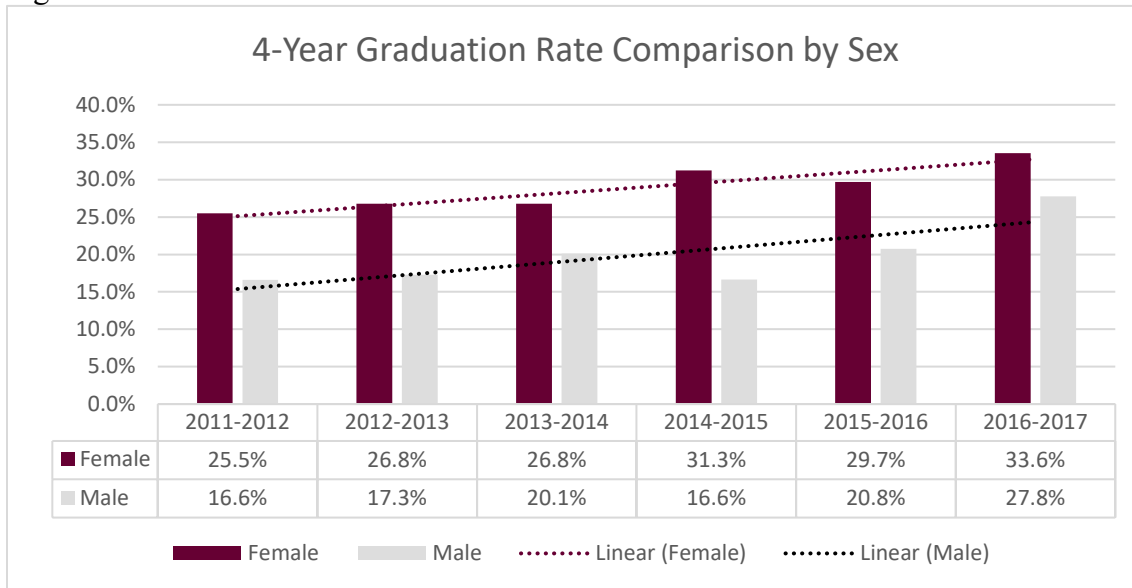
Four-year graduation rates (Figure 6) grew steadily for the cohorts 2011-2013 before falling a slightly for the 2014 cohort. However, the 2015 cohort rose to over 25% before spiking nearly 6 points for the 2016 cohort.

Figure 6



Overall, the female 4-year graduation rate (Figure 7) is consistently higher than the male graduation rate. However, this graduation rate for males did increase enough to close the gender gap for the 2016 cohort by 3.1%.

Figure 7



A look at several subsequent cohort years show graduation rates for Hispanic students (Figures 8 and 9) are steadily increasing. Hispanic students in these cohorts have consistently made up for over 93% of our student population. White student percentage has been between 1%-2%. Our recent White student cohort for these figures was 1.4%. Having numbers this low for both White and Other ethnicities suggests that the institution use caution in evaluating data that may not accurately determine success.

Figure 8

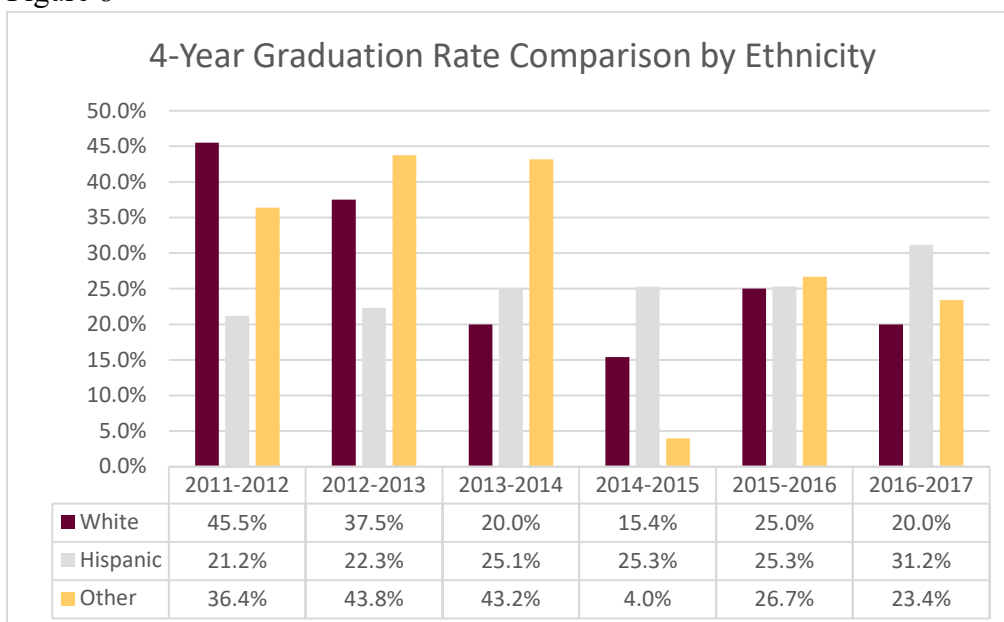


Figure 9

