

Measure: 6-Year Graduation Rate

Definition: The percentage of first-time, full-time students seeking bachelor’s degrees who graduated from TAMIU within six years.

Source: EmpowerU and TAMIU Institutional Research Office

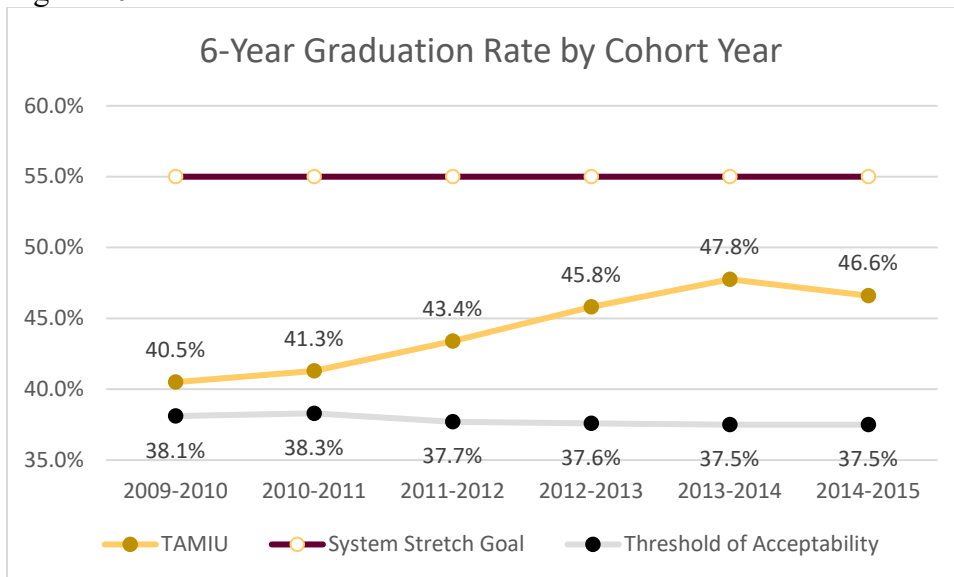
Threshold of Acceptability: The prior five years’ average rate for the eight similar A&M System regional universities

Goal: Stretch Goal set by Institution and reported by A&M System

Current Status: Above threshold of acceptability but below goal

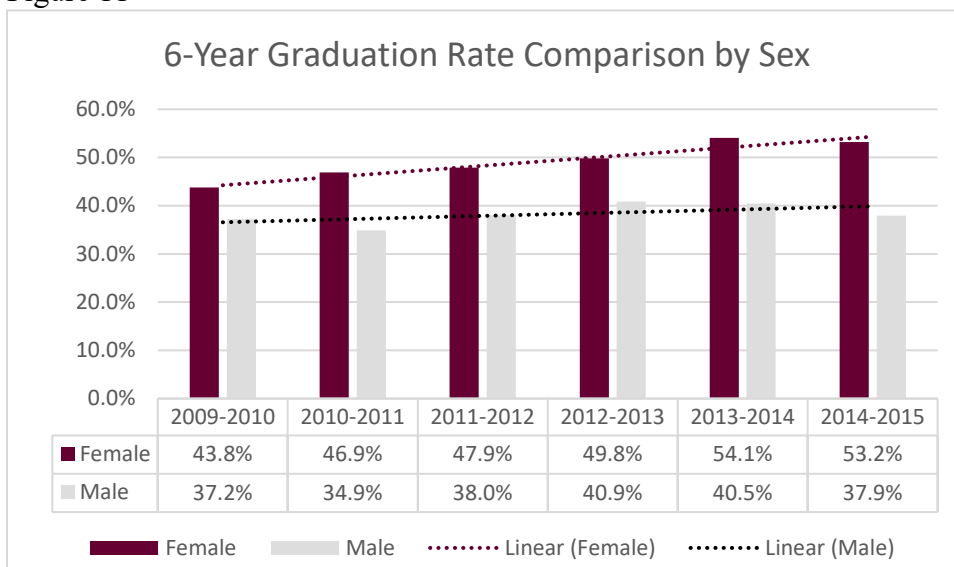
Over the 2009-2013 cohort years, the university’s 6-year graduation rate (Figure 10) rose steadily, from 40.5% to 47.8%. We did experience a dip in our 2014 cohort, but this could possibly be a result of the COVID-19 pandemic.

Figure 10



As mentioned above, the university’s 6-year graduation rate has had a steady rise for both males and females (Figure 11).

Figure 11



Over the same period, the graduation rates for Hispanic students are steadily growing (Figures 12 and 13). With only a small dip in the 2014 cohort. Apart from 2010 cohort, Hispanic students in these student cohorts have consistently made up for over 95% of our student cohort population, while White student percentage have between .64%-1.49%, with the most recent cohort at 1.32%. Having numbers this low for both White and Other ethnicities suggests that the institution use caution in evaluating data that may not accurately determine success. The only useful data for the Other category comes from the 2010 cohort where 87% of the cohort were Hispanic, 6% were White, and 6% were Other races. As observed in the graph, the graduation percentages among the different ethnicities are pretty even.

Figure 12

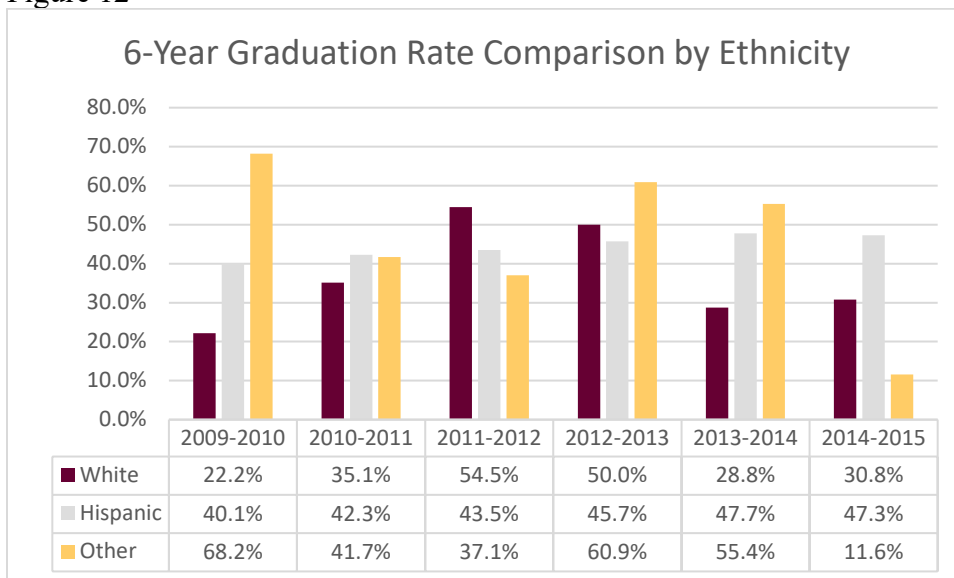


Figure 13

