

## How to Create a PLO Worksheet

Example Brainstorming: Write down knowledge areas or skills

Knowledge of  
Organizational  
Management

Knowledge of  
social factors  
related to crime

Empathy  
for others

Knowledge of  
criminal law

Good  
Report writing  
Skills

Knowledge of  
personnel  
management

Good verbal  
communication  
Skills

Design programs  
to address  
crime problems

Knowledge of  
Constitutional  
Law

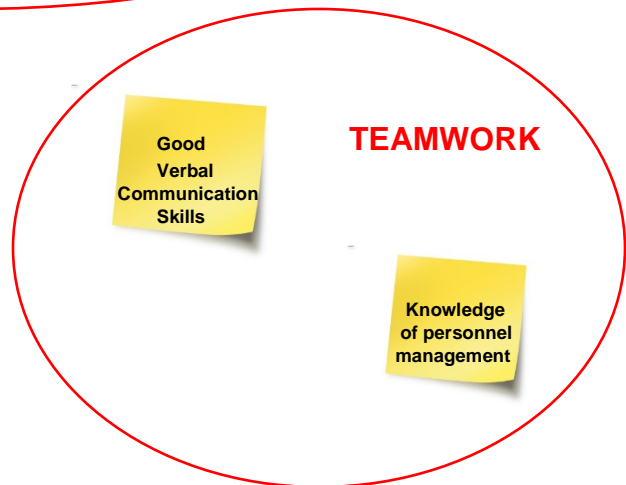
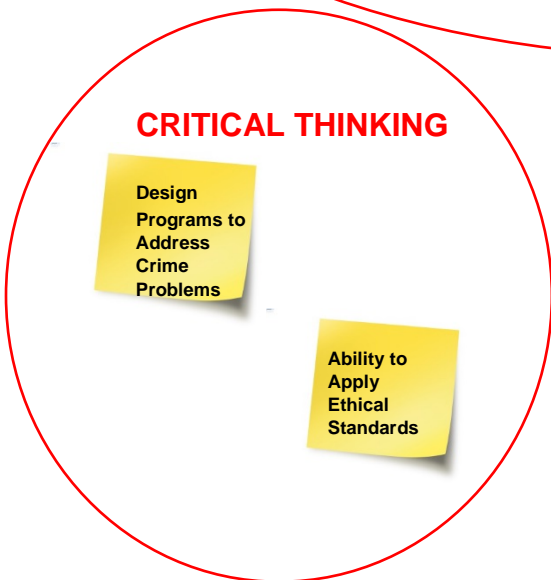
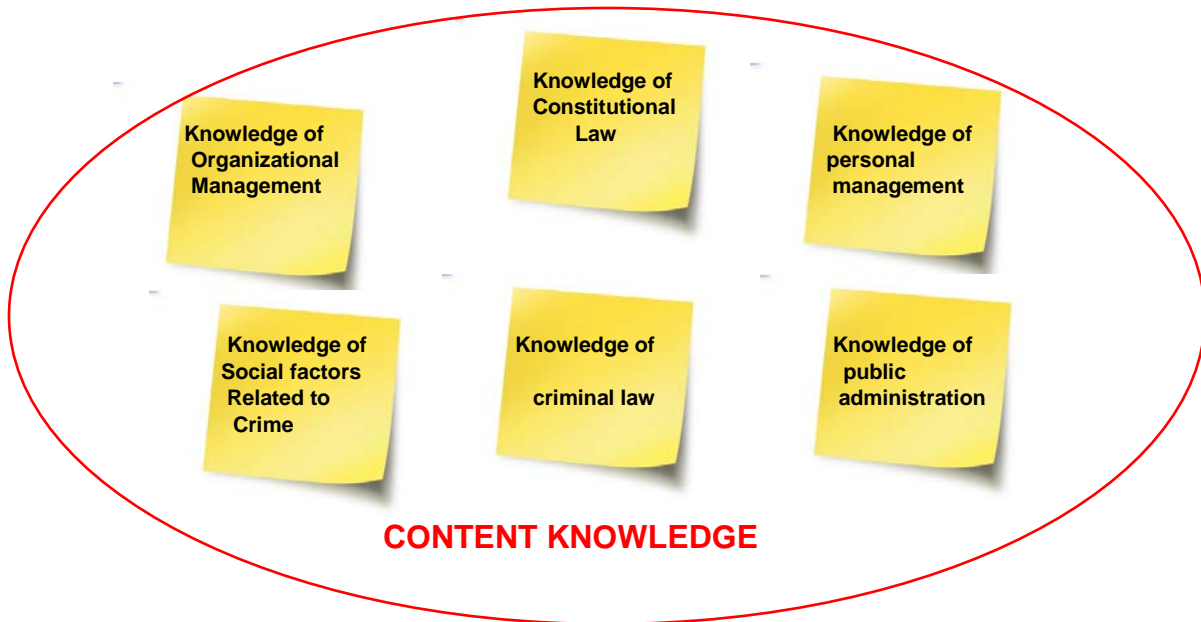
Ability to  
apply ethical  
standards

Knowledge of  
public  
administration

Ability to  
write policies

# How to Create a PLO Worksheet

## Example Brainstorming: Organize into clusters



## How to Create a PLO Worksheet

### Example: Brainstorm – Level 1 Outcomes

Enter your Level 1 outcomes below.

Content Knowledge  
Communication  
Critical Thinking  
Teamwork

### Exercise – Your Turn: Brainstorm – Level 1 Outcomes

## How to Create a PLO Worksheet

### Example: Level 2 and Level 3 Outcomes

Level 1 Outcome	Level 2 Outcome	Level 3 Outcome
Content Knowledge	Law	Criminal Law
		Constitutional Law
	Public Administration	Organizational Management
		Personnel
Communication	Written Communication	Police Reports
		Policy
	Oral Communication	Public Speaking
		Police Relations
Critical Thinking	Ethical Reasoning	Belief Systems
		Police Ethics
	Law Enforcement Decisions	Community Impact
		Legal Consequences
Teamwork	Leadership	Facilitator
		Motivator
	Participation	Collaborative
		Supportive of team goals

### Enter your Level 2 and Level 3 Outcomes

*Level 2: Written Communication*

*Level 3: Policy*

## How to Create a PLO Worksheet

### Exercise – Your Turn: Level 2 and Level 3 Outcomes

A large, empty rectangular box with a thin black border, intended for the user to write their Level 2 and Level 3 outcomes.