

**Congratulations on your graduation from Texas A&M International University! We are proud of your accomplishment. As part of the graduation process, please take 5-10 minutes to complete this short survey. This survey is confidential and your individual responses will not be shared.**

**We will use the information you provided about your post-graduation plans and experience at TAMIU to help us improve our programs and services. Best of luck in your future endeavors and please stay in touch!**

**Please click "Next" to complete your survey.**

### Basic Student Information

\* 1. In what term and year do you expect to graduate?

	Term	Year
Expected Graduation	<input type="text"/>	<input type="text"/>

Other (please specify)

\* 2. What is your degree level?

- Undergraduate  Doctorate
- Master's, Post-Baccalaureate, etc.

\* 3. From which college you are going to Graduate?

- A. R. Sanchez, Jr. School of Business  College of Nursing and Health Sciences
- College of Arts and Science  University College
- College of Education  Other

\* 4. Are you the first person in your family to obtain a college degree?

- Yes
- No

\* 5. Did you receive a Pell Grant at any point during your time at TAMIU?

- Yes
- No

Please tell us about your post-graduation plans.

\* 6. What are your immediate plans after graduation?

- Keeping my current job
- Accepted a job offer
- Seeking employment
- Applying to graduate school
- Admitted to graduate school
- Military service
- Volunteer service
- Starting or raising a family
- Other (please specify)

\* 7. What are your immediate plans after graduation?

- Keeping my current job
- Accepted a job offer
- Seeking employment
- Applying to graduate school
- Admitted to graduate school
- Military service
- Volunteer service
- Starting or raising a family
- Other (please specify)

8. If you are currently employed or have accepted a job offer, please provide the name of your employer and position/title:

Company name

Position/Title

City

State

Country

9. If you are working/planning to work, is the position:

Full-time

Part-time

10. What is/will be your annual gross income range?

\$20,000 and below

\$50,001 - \$60,000

\$20,001 - \$30,000

\$60,001 and above

\$30,001 - \$40,000

Not Employed

\$40,001 - \$50,000

11. If you currently have a job, or will be starting a new one, to what extent is it related to your major or field of study at TAMIU?

Strongly related

Moderately related

Slightly related

Not related

12. To what extent does your job duties require the knowledge, skills, and abilities gained from your TAMIU degree?

Strongly required

Moderately required

Slightly required

Not required

13. Will you be attending graduate or professional school in the academic year immediately following graduation?

Yes

No

14. If accepted into, and planning to attend, a specific graduate program, please provide the following information:

Name of institution

Name of program

City

State

Country

15. What degree level will you be pursuing?

- Bachelor
- Master's
- Doctorate (Ph.D, Ed.D)
- Professional (JD, MD, etc.)

16. If you have accepted employment or will enroll in a graduate/professional school, how did you learn of the position/program?

- Faculty/Staff
- Internship/Field Experience/Clinical Rotation
- Career Services
- Advertisement
- Family or Friend
- Graduate or Job Fair
- Other (please specify)

**Experiences at TAMIU.**

\* 17. Please indicate your level of agreement with the following statements:

	Strongly Agree	Agree	Neutral	Disagree	Strongly Disagree
My degree from TAMIU has brought me closer to achieving my goals.	<input type="radio"/>	<input type="radio"/>	<input type="radio"/>	<input type="radio"/>	<input type="radio"/>
My experience at TAMIU was rewarding.	<input type="radio"/>	<input type="radio"/>	<input type="radio"/>	<input type="radio"/>	<input type="radio"/>
My coursework at TAMIU was challenging.	<input type="radio"/>	<input type="radio"/>	<input type="radio"/>	<input type="radio"/>	<input type="radio"/>
My degree from TAMIU is marketable.	<input type="radio"/>	<input type="radio"/>	<input type="radio"/>	<input type="radio"/>	<input type="radio"/>

\* 18. Please rate the quality of the following aspects of your TAMIU education:

	Excellent	Very good	Good	Fair	Poor
Instruction in my major	<input type="radio"/>	<input type="radio"/>	<input type="radio"/>	<input type="radio"/>	<input type="radio"/>
Availability of courses in my major	<input type="radio"/>	<input type="radio"/>	<input type="radio"/>	<input type="radio"/>	<input type="radio"/>
Instruction outside of my major	<input type="radio"/>	<input type="radio"/>	<input type="radio"/>	<input type="radio"/>	<input type="radio"/>
Faculty mentoring	<input type="radio"/>	<input type="radio"/>	<input type="radio"/>	<input type="radio"/>	<input type="radio"/>
Intellectual challenge	<input type="radio"/>	<input type="radio"/>	<input type="radio"/>	<input type="radio"/>	<input type="radio"/>
Personal enrichment experiences	<input type="radio"/>	<input type="radio"/>	<input type="radio"/>	<input type="radio"/>	<input type="radio"/>

\* 19. Who do you turn to at TAMIU for advice related to academic, personal, and career matters? (Please select all that apply.)

	Academic	Personal	Career
Faculty member	<input type="checkbox"/>	<input type="checkbox"/>	<input type="checkbox"/>
University administrator	<input type="checkbox"/>	<input type="checkbox"/>	<input type="checkbox"/>
University staff (ex: adviser, enrollment specialist, counselor)	<input type="checkbox"/>	<input type="checkbox"/>	<input type="checkbox"/>

Other (please specify)

\* 20. Please indicate your level of satisfaction with the following TAMIU services:

	Very satisfied	Satisfied	Neither satisfied nor dissatisfied	Dissatisfied	Very dissatisfied with this service	No experience
Athletic and Recreational Facilities	<input type="radio"/>	<input type="radio"/>	<input type="radio"/>	<input type="radio"/>	<input type="radio"/>	<input type="radio"/>
Bursar's Office	<input type="radio"/>	<input type="radio"/>	<input type="radio"/>	<input type="radio"/>	<input type="radio"/>	<input type="radio"/>
<input type="radio"/> Bookstore	<input type="radio"/>	<input type="radio"/>	<input type="radio"/>	<input type="radio"/>	<input type="radio"/>	<input type="radio"/>
Campus Computer Labs	<input type="radio"/>	<input type="radio"/>	<input type="radio"/>	<input type="radio"/>	<input type="radio"/>	<input type="radio"/>
<input type="radio"/> Campus Security	<input type="radio"/>	<input type="radio"/>	<input type="radio"/>	<input type="radio"/>	<input type="radio"/>	<input type="radio"/>
Career Center	<input type="radio"/>	<input type="radio"/>	<input type="radio"/>	<input type="radio"/>	<input type="radio"/>	<input type="radio"/>
<input type="radio"/> Counseling Services	<input type="radio"/>	<input type="radio"/>	<input type="radio"/>	<input type="radio"/>	<input type="radio"/>	<input type="radio"/>
Financial Aid Office	<input type="radio"/>	<input type="radio"/>	<input type="radio"/>	<input type="radio"/>	<input type="radio"/>	<input type="radio"/>
<input type="radio"/> Health Services	<input type="radio"/>	<input type="radio"/>	<input type="radio"/>	<input type="radio"/>	<input type="radio"/>	<input type="radio"/>
Library Resources	<input type="radio"/>	<input type="radio"/>	<input type="radio"/>	<input type="radio"/>	<input type="radio"/>	<input type="radio"/>
<input type="radio"/> Quality of Facilities	<input type="radio"/>	<input type="radio"/>	<input type="radio"/>	<input type="radio"/>	<input type="radio"/>	<input type="radio"/>
Registrar's Office	<input type="radio"/>	<input type="radio"/>	<input type="radio"/>	<input type="radio"/>	<input type="radio"/>	<input type="radio"/>
<input type="radio"/> Technology Services	<input type="radio"/>	<input type="radio"/>	<input type="radio"/>	<input type="radio"/>	<input type="radio"/>	<input type="radio"/>

Please share your overall TAMIU experience.

\* 21. Overall, how satisfied are you with your TAMIU education?

Very satisfied	Satisfied	Neither satisfied nor dissatisfied	Dissatisfied	Very dissatisfied
<input type="radio"/>	<input type="radio"/>	<input type="radio"/>	<input type="radio"/>	<input type="radio"/>

\* 22. How likely are you to encourage others to attend TAMIU?

Extremely likely	Likely	Somewhat likely	Slightly likely	Not at all likely
<input type="radio"/>	<input type="radio"/>	<input type="radio"/>	<input type="radio"/>	<input type="radio"/>

\* 23. How can we make TAMIU a better university?

24. Please stay in touch! How can we reach you after graduation?

Address	<input type="text"/>
City/Town	<input type="text"/>
State/Province	<input type="text"/>
ZIP/Postal Code	<input type="text"/>
Country	<input type="text"/>
Email Address	<input type="text"/>
Phone Number	<input type="text"/>

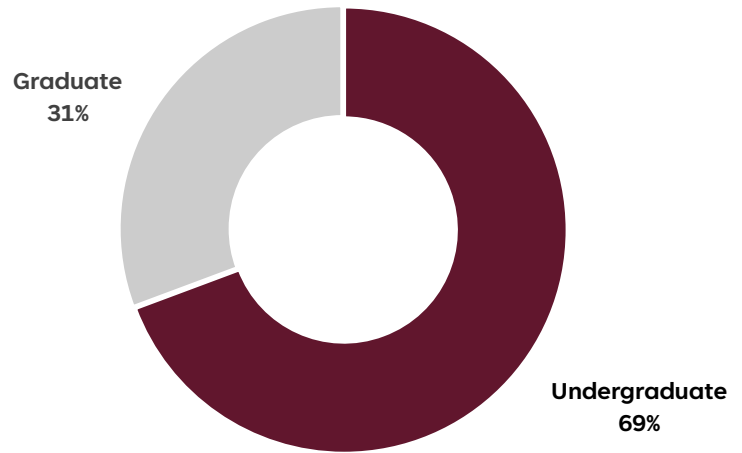


# Texas A&M International Graduate Student Survey Report

## Spring 2018- Spring 2022

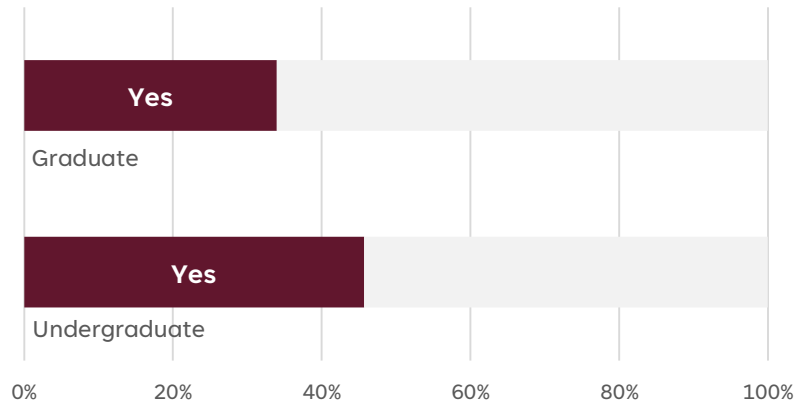
### Q0 Total Surveys

Undergraduate	352
Graduate	156
<b>Total</b>	<b>508</b>



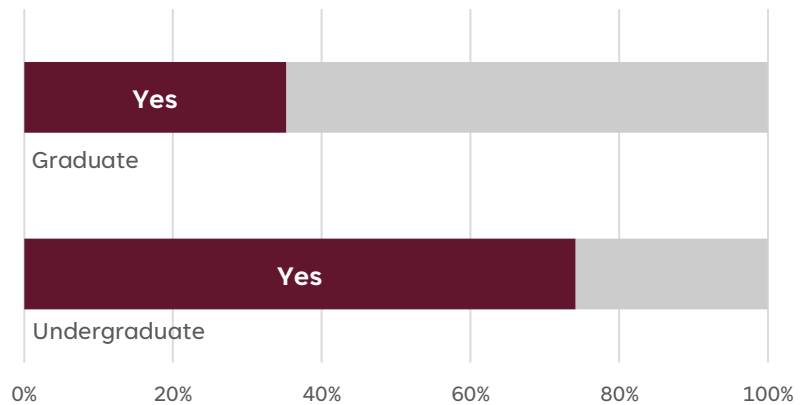
### Q4 Are you the first person in your family to obtain a college degree ?

	Yes	No	Total
Undergraduate	161	191	352
Graduate	53	103	156
<b>Grand Total</b>	<b>214</b>	<b>294</b>	<b>508</b>



### Q5 Did you receive a Pell Grant at any point during your time at TAMIU ?

	Yes	No	Total
Undergraduate	261	91	352
Graduate	55	101	156
<b>Grand Total</b>	<b>316</b>	<b>192</b>	<b>508</b>

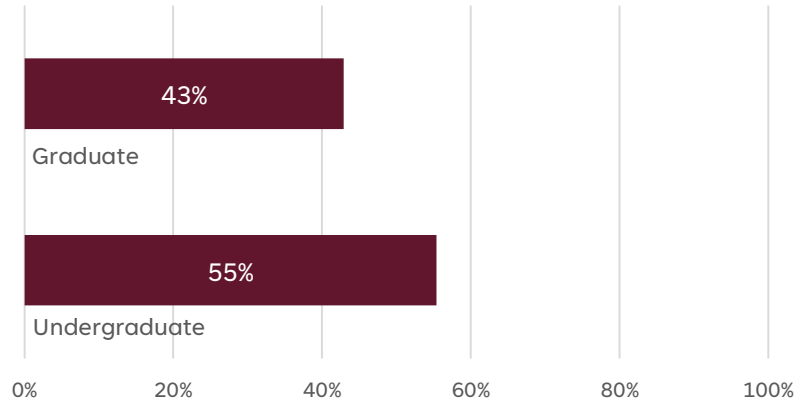


# Texas A&M International Graduate Student Survey Report

## Spring 2018- Spring 2022

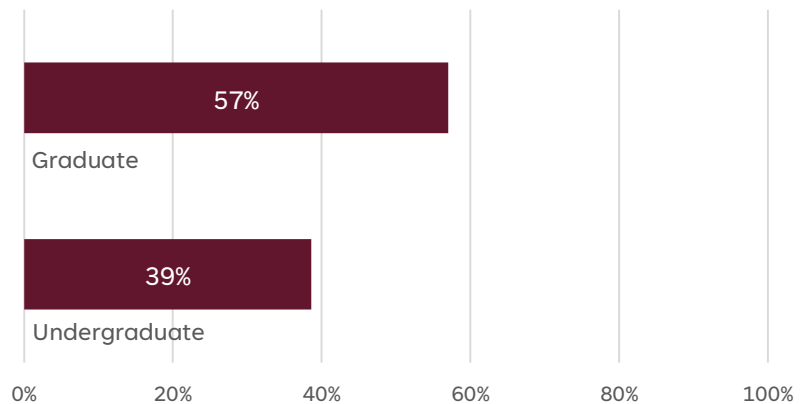
### Q6 What are your immediate plans after graduation ?

Seek for a Job		
Undergraduate	195	55%
Graduate	67	43%



### Q6 What are your immediate plans after graduation ?

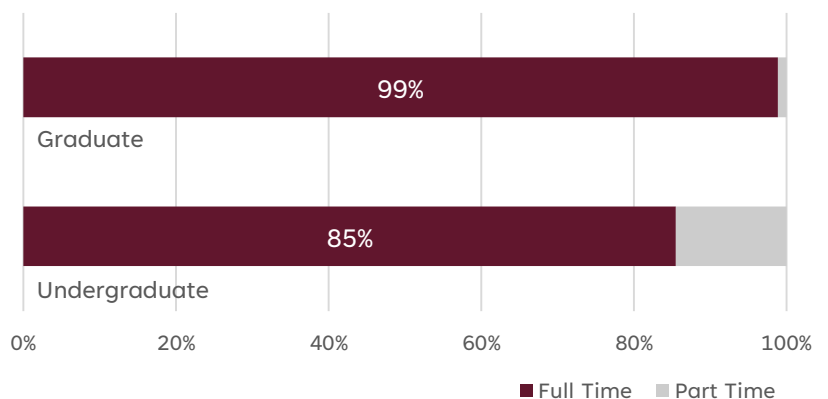
Keep or Accepted a Job		
Undergraduate	136	39%
Graduate	89	57%



### Q6 What are your immediate plans after graduation ?

Keep or Accepted a Job		
Undergraduate	136	39%
Graduate	89	57%

Subset (Q9)	Full Time	Part Time
Undergraduate	112	19
Graduate	87	1



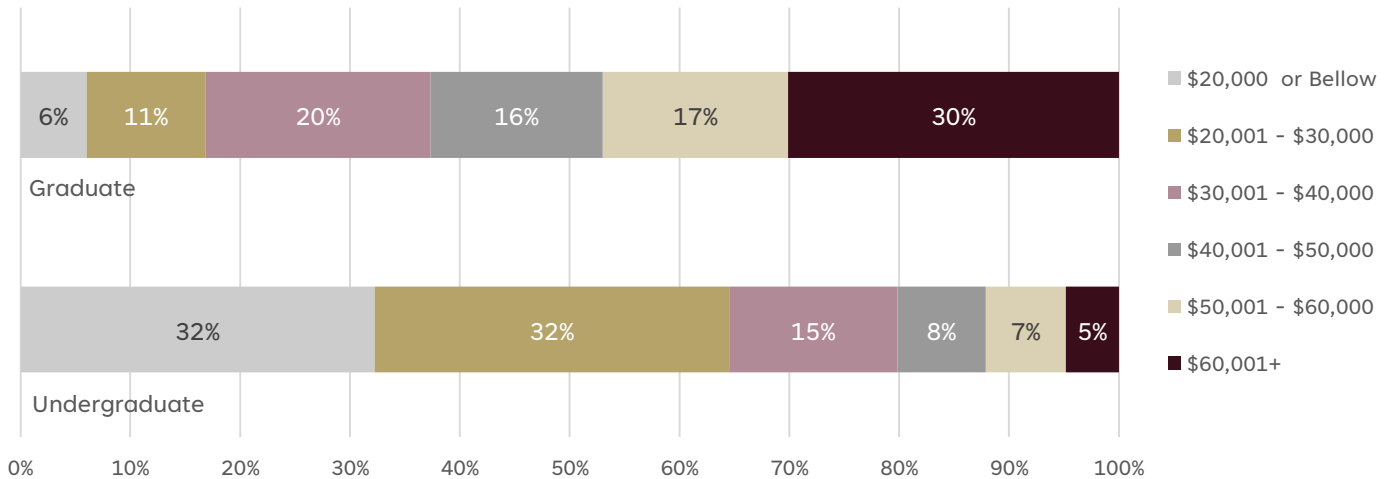
# Texas A&M International Graduate Student Survey Report

## Spring 2018- Spring 2022

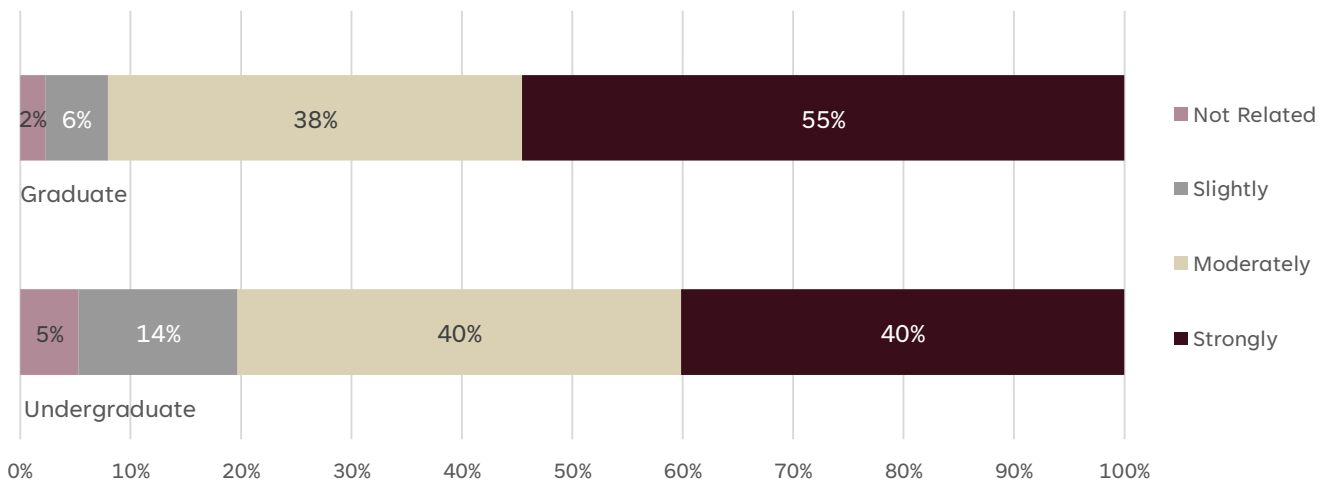
### Q6 What are your immediate plans after graduation ?

Keep or Accepted a Job		
Undergraduate	136	39%
Graduate	89	57%

Subset (Q10) Annual Gross Income	\$20,000 or Bellow	\$20,001 - \$30,000	\$30,001 - \$40,000	\$40,001 - \$50,000	\$50,001 - \$60,000	\$60,001+
Undergraduate	40	40	19	10	9	6
Graduate	5	9	17	13	14	25



Subset (Q11) Job Relation to Major or Field of Study at TAMIU	Not Related	Slightly	Moderately	Strongly
Undergraduate	7	19	53	53
Graduate	2	5	33	48



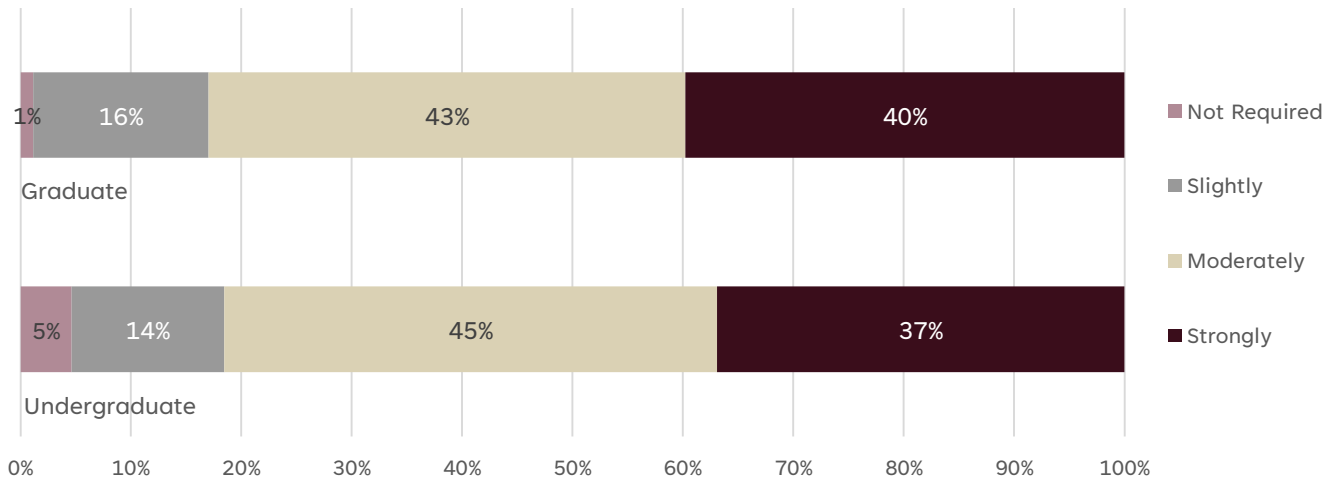
# Texas A&M International Graduate Student Survey Report

## Spring 2018- Spring 2022

### Q6 What are your immediate plans after graduation ?

Keep or Accepted a Job		
Undergraduate	136	39%
Graduate	89	57%

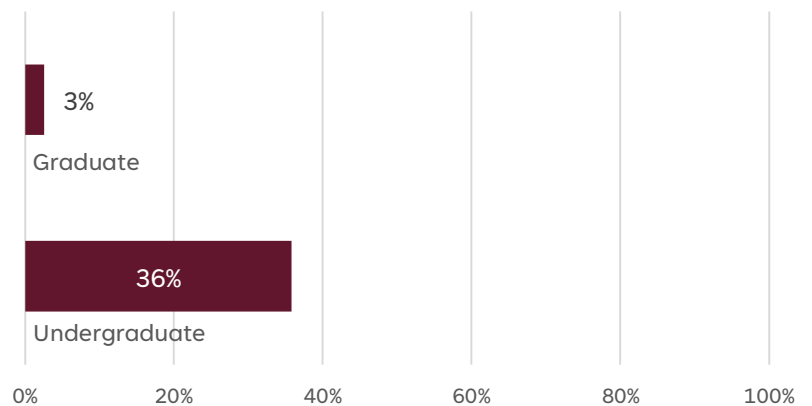
Subset (Q12) Are the TAMIU gained skills knowledge & abilities required for the job	Not			
	Required	Slightly	Moderately	Strongly
Undergraduate	6	18	58	48
Graduate	1	14	38	35



### Q6 What are your immediate plans after graduation ?

#### Applying or Have Been Accepted to a Graduate School

Undergraduate	126	36%
Graduate	4	3%



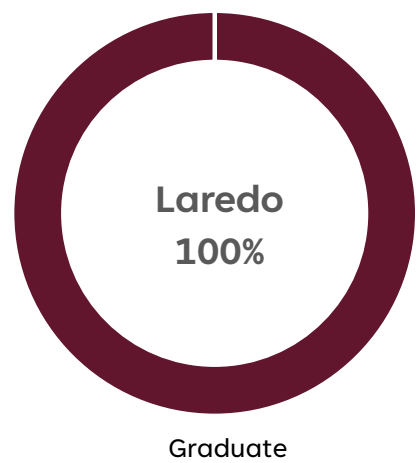
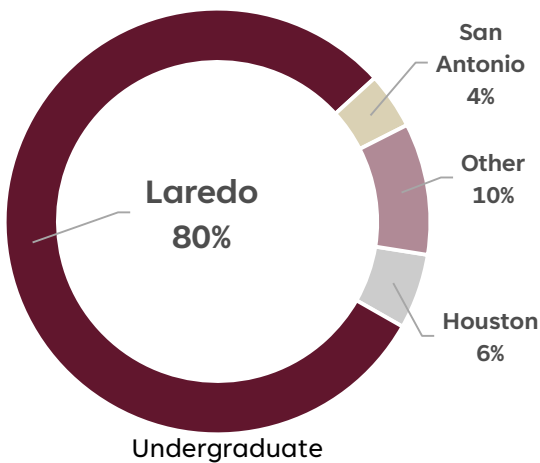
# Texas A&M International Graduate Student Survey Report

## Spring 2018- Spring 2022

### Q6 What are your immediate plans after graduation ?

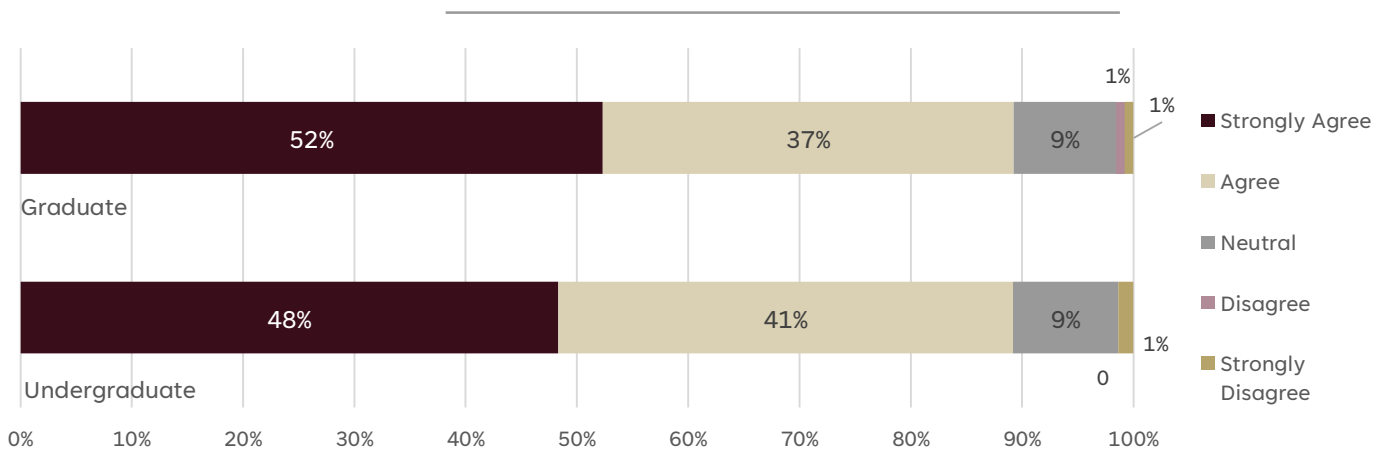
Applying or Have Been Accepted to a Graduate School		
Undergraduate	126	36%
Graduate	4	3%

Subset (Q14) City of Applied Institution	Austin	Barcelona	College Station	Houston	Laredo	Rio Grande	San Antonio	TYLER
Undergraduate	2	1	2	4	56	1	3	1
Graduate					2			



### Q17 Satisfaction: What is your level of agreement with:

My Degree Brings Me Closer to Achieving My Goals	Strongly Disagree	Disagree	Neutral	Agree	Strongly Agree
Undergraduate	4	0	28	121	143
Graduate	1	1	12	48	68

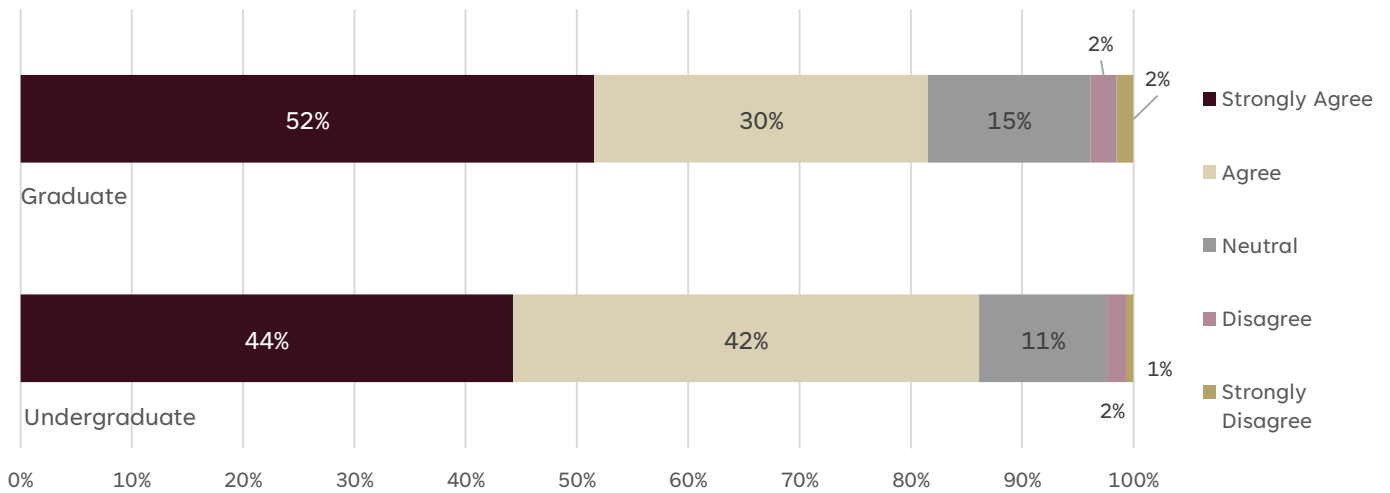


# Texas A&M International Graduate Student Survey Report

## Spring 2018- Spring 2022

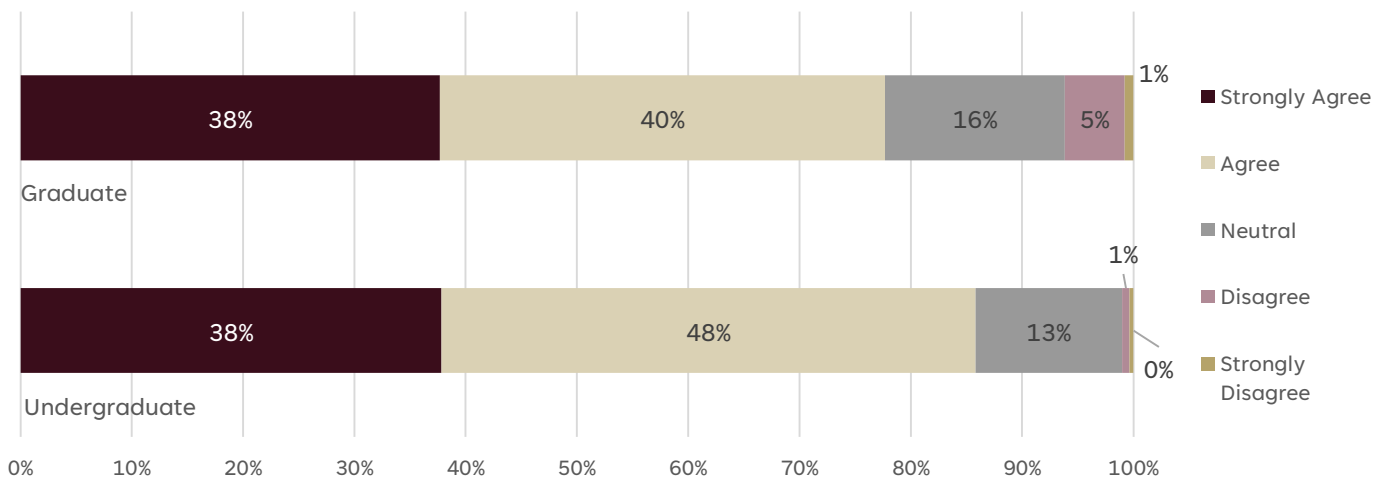
### Q17 Satisfaction: What is your level of agreement with:

My Experience At TAMIU Was Rewarding	Strongly Disagree	Disagree	Neutral	Agree	Strongly Agree
Undergraduate	2	5	34	124	131
Graduate	2	3	19	39	67



### Q17 Satisfaction: What is your level of agreement with:

My Coursework At TAMIU Was Challenging	Strongly Disagree	Disagree	Neutral	Agree	Strongly Agree
Undergraduate	1	2	39	142	112
Graduate	1	7	21	52	49

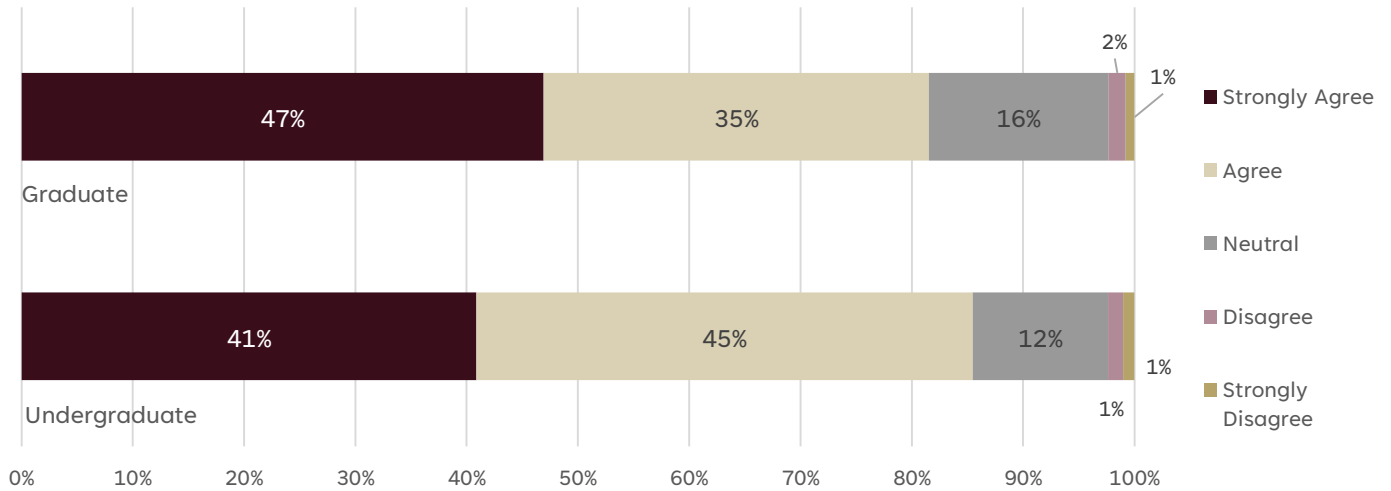


# Texas A&M International Graduate Student Survey Report

## Spring 2018- Spring 2022

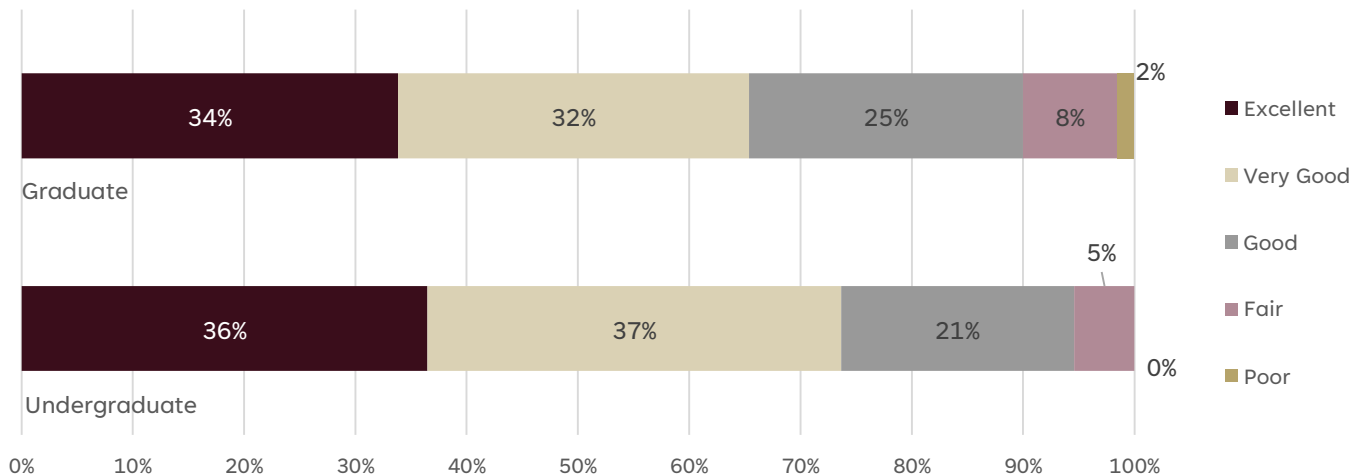
### Q17 Satisfaction: What is your level of agreement with:

My Degree From TAMIU Is Marketable	Strongly Disagree	Disagree	Neutral	Agree	Strongly Agree
Undergraduate	3	4	36	132	121
Graduate	1	2	21	45	61



### Q18 Rate the Quality of Your TAMIU Education

Instruction In My Major	Poor	Fair	Good	Very Good	Excellent
Undergraduate	0	16	62	110	108
Graduate	2	11	32	41	44

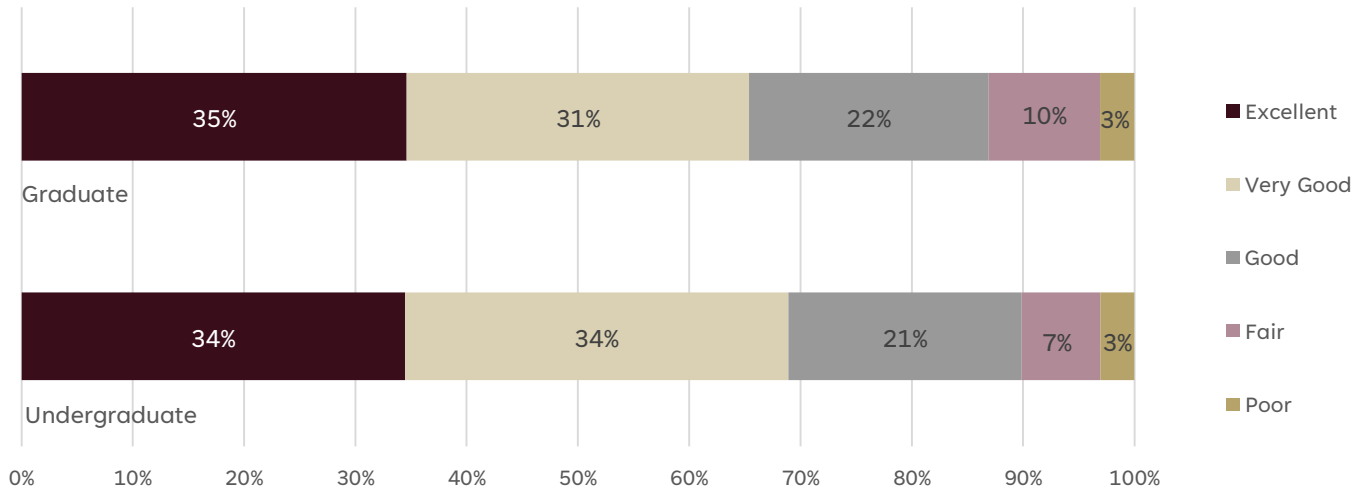


# Texas A&M International Graduate Student Survey Report

## Spring 2018- Spring 2022

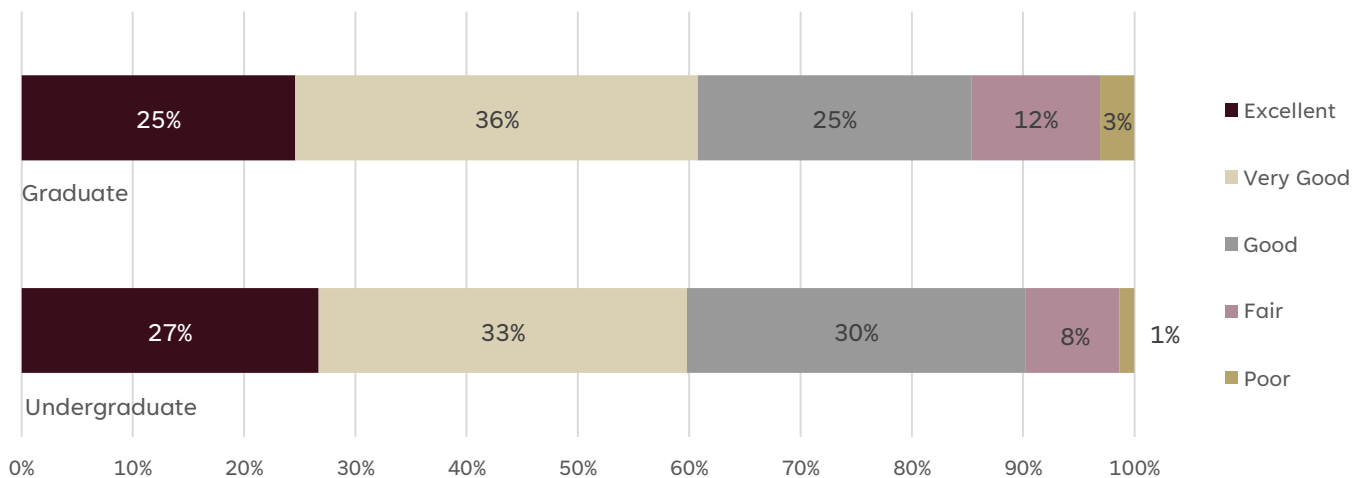
### Q18 Rate the Quality of Your TAMIU Education

Availability Of Courses In My Major	Poor	Fair	Good	Very Good	Excellent
Undergraduate	9	21	62	102	102
Graduate	4	13	28	40	45



### Q18 Rate the Quality of Your TAMIU Education

Instruction Outside My Major	Poor	Fair	Good	Very Good	Excellent
Undergraduate	4	25	90	98	79
Graduate	4	15	32	47	32



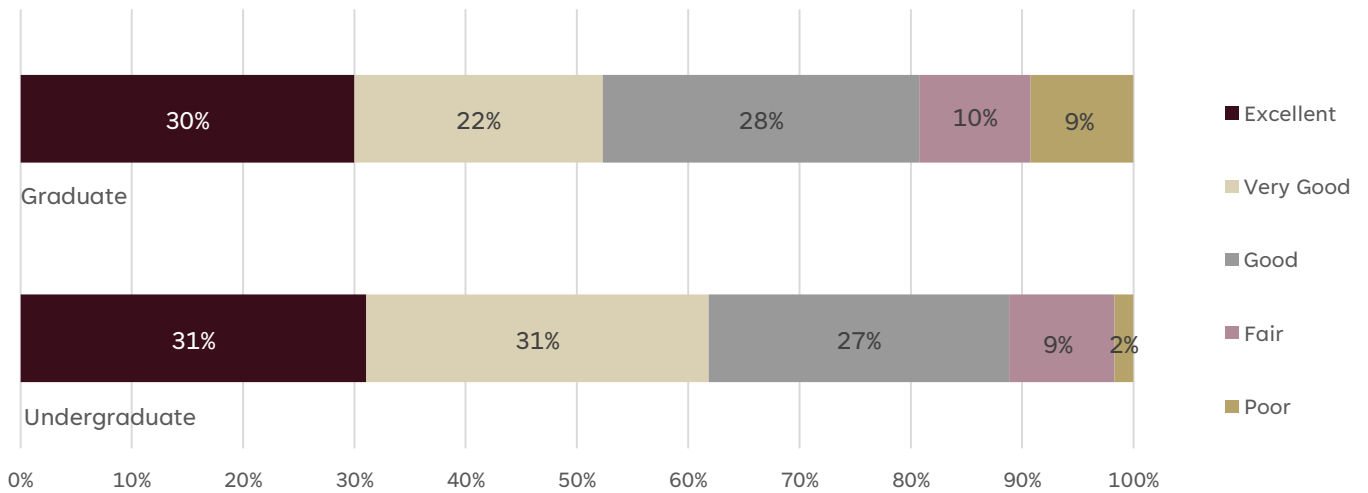


# Texas A&M International Graduate Student Survey Report

## Spring 2018- Spring 2022

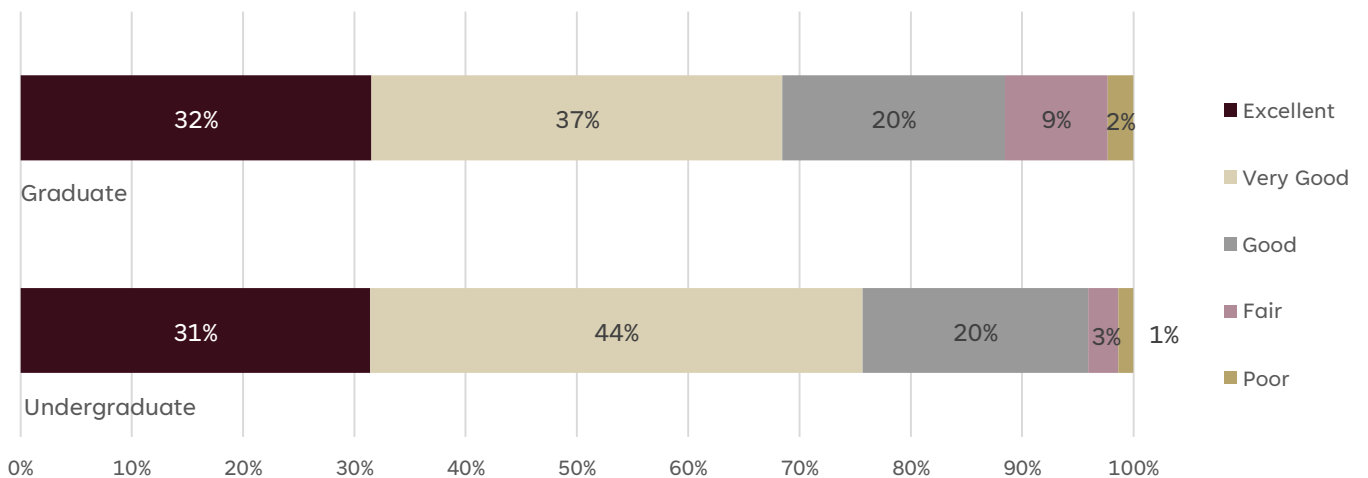
### Q18 Rate the Quality of Your TAMIU Education

Faculty Mentoring	Poor	Fair	Good	Very Good	Excellent
Undergraduate	5	28	80	91	92
Graduate	12	13	37	29	39



### Q18 Rate the Quality of Your TAMIU Education

Intellectual Challenge	Poor	Fair	Good	Very Good	Excellent
Undergraduate	4	8	60	131	93
Graduate	3	12	26	48	41

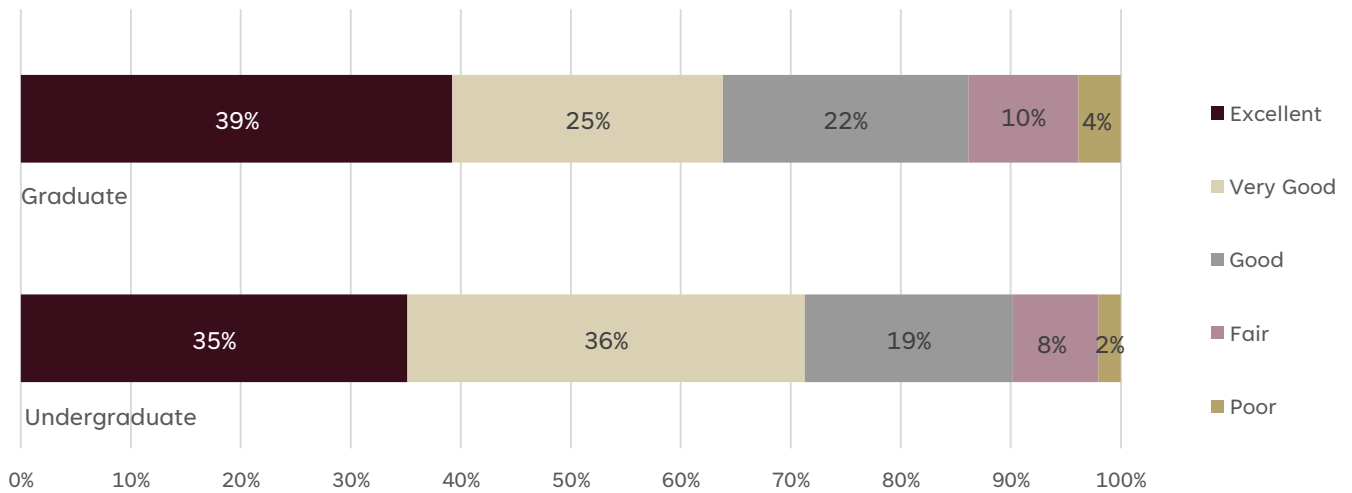


# Texas A&M International Graduate Student Survey Report

## Spring 2018- Spring 2022

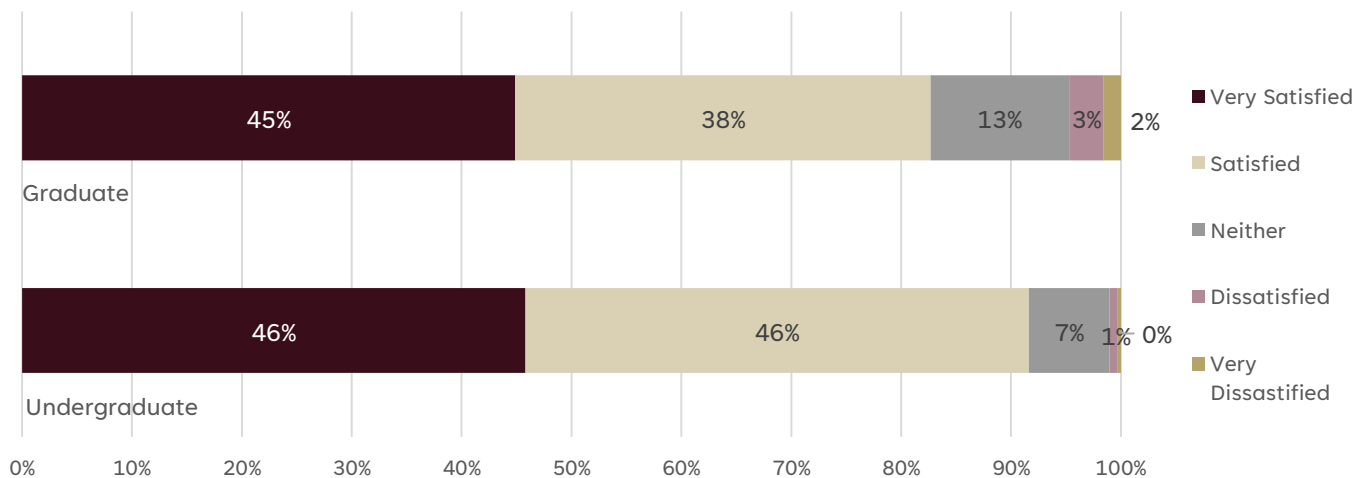
### Q18 Rate the Quality of Your TAMIU Education

Personal Enrichment Experiences	Poor	Fair	Good	Very Good	Excellent
Undergraduate	6	23	56	107	104
Graduate	5	13	29	32	51



### Q21 Overall, how satisfied are you with your TAMIU education ?

	Very Dissatisfied	Dissatisfied	Neither	Satisfied	Very Satisfied
Undergraduate	1	2	21	131	131
Graduate	2	4	16	48	57



# Texas A&M International Graduate Student Survey Report

## Spring 2018- Spring 2022

### Q22 How likely are you to encourage others to attend TAMIU ?

	Not Likely	Slightly	Somewhat	Likely	Extremely
Undergraduate	6	34	6	105	135
Graduate	3	20	7	43	54

